



Adult Enrichment Center
1813 E Dyer Rd. Unit 411
Santa Ana, Ca. 92705

AEC Remote Services | Life Development Vocational Skills | 06/14/2021 – 06/29/2021

Thank you for participating in AEC remote services.



- ❖ AEC Website | Telecommunication Curriculum Tab: <https://www.adultenrichmentcenter.com/copy-of-online-services>
- ❖ Password: Aecstrong



“Below are some activities to explore all centered around Summertime.”

You will find curriculum separated by LF & HF

Instructional Guidance:

1. Before starting lesson, make sure the participant is engaged and listening/watching each step.
2. Make sure each participant has all items needed to complete the lesson.

Life Development Vocational Skills | LF



Please watch videos before starting worksheets to help understand the content below it

Option A: Educational Videos, Game & Read Aloud | LF



- |17 min 59 sec| Fun Summer Science!
 - <https://youtu.be/H4OZfAyjcp4>
- |10 min 29 sec| StoryBots | Summer Is Here | Learning Songs For Kids | Netflix Jr
 - <https://youtu.be/LnVdOMIQtic>
- |3 min 10 sec| Have Fun This Summer! | Jack Hartmann
 - <https://youtu.be/YE-BI2WRnBU>
- |55 min 33 sec| Blippi Visits the Beach and Learns Numbers | Educational Videos For Kids
 - <https://youtu.be/QDtZlqeyf3U>
- |4 min 10 sec| Summer Songs for Kids | I Love Summertime | The Singing Walrus
 - <https://youtu.be/Xg5i9rxuJM>
- |2 min 30 sec| Summer season | Summer season for kids | Summer season essay
 - <https://youtu.be/ZWSMuHvE3Ss>
- |3 min 35 sec| Alex toddlers educational cartoon videos - Learning summer fruits
 - <https://youtu.be/6q-Laswf294>
- |25 min 26 sec | Hero Elementary | Super Summertime / Snowy Journey | PBS KIDS
 - <https://youtu.be/o7fzIWpnMJo>
- |5 min 04 sec | Day at The Beach | A read aloud
 - <https://youtu.be/4marpqNXWhg>
- |6 min 02 sec| On the First Day of Summer Vacation by Tish Rabe | Read Along
 - <https://youtu.be/2vADGQCUNIQ>

Option 1: Popsicle Edition Worksheet | LF

Share Screen via Zoom to show participant the worksheet.

Find the sum and color using the color code!






Name _____

Popsicle Addition

Directions: Find the sum and color using the color code.



$\begin{array}{r} 5 \\ + 1 \\ \hline \end{array}$	$\begin{array}{r} 4 \\ + 4 \\ \hline \end{array}$	$\begin{array}{r} 5 \\ + 2 \\ \hline \end{array}$	$\begin{array}{r} 4 \\ + 6 \\ \hline \end{array}$	$\begin{array}{r} 3 \\ + 3 \\ \hline \end{array}$
	$\begin{array}{r} 5 \\ + 4 \\ \hline \end{array}$			
$\begin{array}{r} 3 \\ + 7 \\ \hline \end{array}$		$\begin{array}{r} 6 \\ + 2 \\ \hline \end{array}$		

COLOR CODE	
6	 blue
7	 green
8	 orange
9	 red
10	 yellow

Option 2: Coloring 2D Shapes Worksheet | LF


Share Screen via Zoom to show participant the worksheet.

Find the 2D shapes and colors!



Name _____

Coloring 2D Shapes

Directions: Find the 2D shapes and color.



circle square triangle rectangle oval



© Kindergarten Smarts

Option 3: Sentence Fun Worksheet | LF

Share Screen via Zoom to show participant the worksheet.


Read the sentence and fill in the missing word using the word bank below!











Name _____

Sentence Fun

Directions: Read the sentence and fill in the missing word using the word bank.

log	mud	sun	van	dig
bed	cot	pen	bag	tub



1. My pig is in the _____. 
2. I go to the park in a _____. 
3. My dad has a red _____. 
4. I take a nap on my _____. 
5. I can take a bath in the _____. 
6. The frog is on the _____. 
7. My ball is in the _____. 
8. The dog is on my _____. 
9. My job is to _____. 
10. I see the hot _____. 

© Kindergarten Smarts

Option 4: Reading and Comprehension Worksheet | LF

Share Screen via Zoom to show participant the worksheet.

Read the short passage and answer the questions. Use your crayons to highlight the answers in the passage below!


Name _____


Reading and Comprehension


Directions: Read the short passage and answer the questions. Use your crayons to highlight the answers in the passage.


At the Beach


Jan went to the beach. She can dig in the sand with her shovel. She likes to look for shells. Jan likes to wear her pink flip flops. She has to put on sunblock. Jan likes to swim in the ocean with her mom and dad.



1. What does Jan use to dig in the sand? 

2. What does Jan have to put on? 

3. Who does Jan swim with? 

4. What does she like to do at the beach? 

© Kindergarten Smartz

Option 5: Singular and Plural Nouns Wordsearch | LF


Share Screen via Zoom to show participant the worksheet.

Draw lines to nouns in the correct column below!


Name _____



SINGULAR and PLURAL Nouns

Directions: Cut and paste the nouns in the correct column.












Singular Nouns are 1 object
Plural Nouns are 2 or more



SINGULAR NOUNS 	PLURAL NOUNS 								
<table border="1" style="width: 100%; height: 100%; border-collapse: collapse;"><tr><td style="width: 50%; height: 50%;"></td><td style="width: 50%; height: 50%;"></td></tr><tr><td style="width: 50%; height: 50%;"></td><td style="width: 50%; height: 50%;"></td></tr></table>					<table border="1" style="width: 100%; height: 100%; border-collapse: collapse;"><tr><td style="width: 50%; height: 50%;"></td><td style="width: 50%; height: 50%;"></td></tr><tr><td style="width: 50%; height: 50%;"></td><td style="width: 50%; height: 50%;"></td></tr></table>				

© Kindergarten Smartz



 boat	 shells	 flippers	 tree
 drinks	 umbrella	 popsicles	 ball

Option 6: Summer Five Senses Worksheet | LF

Use your five senses to describe summer below!

Share Screen via Zoom to show participant the worksheet.

Name: _____

Use your five senses to describe summer:

feels like ...

SMELLS like ...

SUMMER

tastes like ...

LOOKS like ...

SOUNDS like ...

Option 7: Summer Vacation ABC Order Worksheet | LF

Put these summer words in alphabetical order below!

Share Screen via Zoom to show participant the worksheet.

Name: _____



SUMMER ^a Vacation

ABC ORDER

Put these summer words in alphabetical order:

sun

hot

fun

beach

play

lake

camp

ocean

1 _____

2 _____

3 _____

4 _____

5 _____

6 _____

7 _____

8 _____

Option 8: Summer Vacation Word Search | LF

Find the hidden words below!


Share Screen via Zoom to show participant the word search.

Name: _____

SUMMER Vacation WORD Search

Find and circle the summer words.

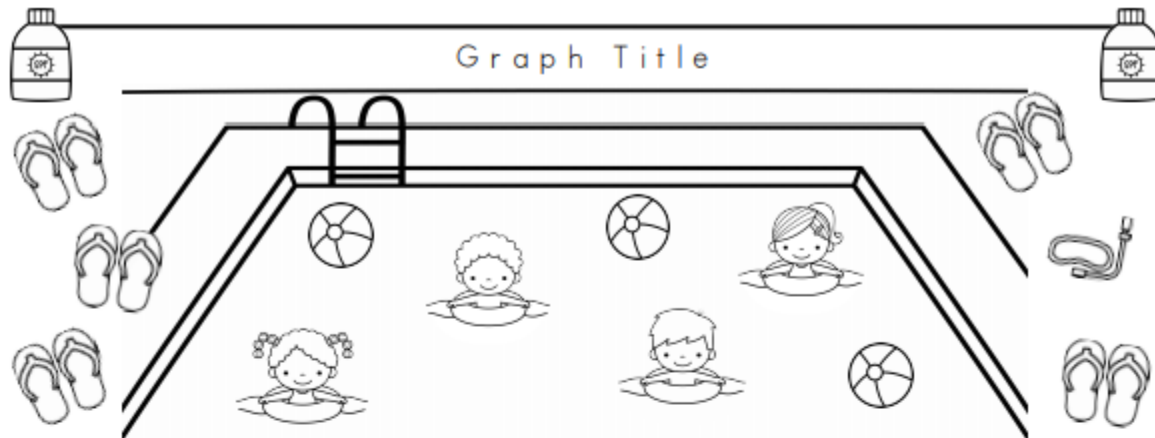
f	r	a	c	c	i	e
r	g	s	a	b	n	w
i	h	e	m	e	m	q
e	u	o	p	a	g	z
n	i	p	i	c	o	h
d	k	l	n	h	h	o
s	u	n	g	v	c	t

 beach camping






hot friends sun

Option 9: Summer Graphing Activity Worksheets | LF

Share Screen via Zoom to show participant the 4 worksheets.



Count the pool things in the picture. Color in the graph to match.

 flip flops	 sunscreen	 beach ball	 kids	 goggles

What pool thing has the most? _____

What pool thing has the least? _____















_____ has more than _____

_____ has less than _____

Name _____

Things the Kids Saw at the Beach





Beach Balls						
Sand Castles						
Crabs						
Umbrellas						



What did the kids see the most of? _____

What did the kids see the least of? _____

How many  did they see? _____

How many  did they see? _____

Name

FAVORITE SUMMER TRIP

Beach	■	■	■	■	■	■			
Park	■	■	■	■					
Pool	■	■	■	■	■	■	■	■	
Mountains	■	■	■						
	1	2	3	4	5	6	7	8	9

How many kids picked beach ?	How many kids picked park ?	How many kids picked pool ?	How many kids picked mountains ?

How many kids picked **beach** and **pool**? _____

How many kids picked **park** and **mountains**? _____



In all, **how many kids** picked their favorite summer trip? _____

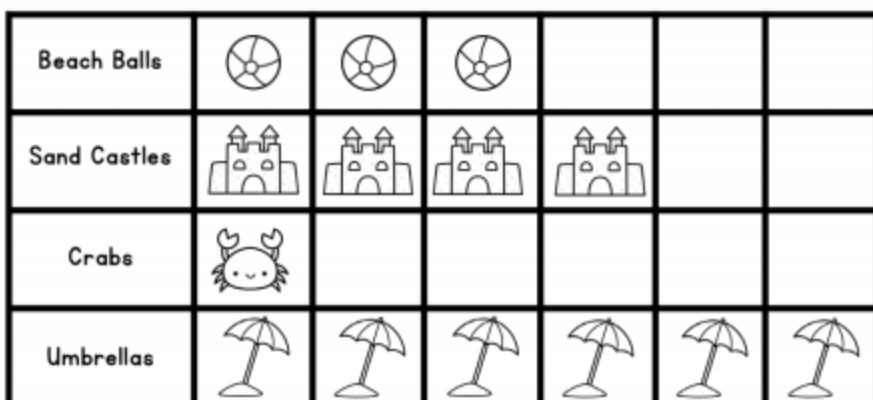
Name _____

Things the Kids Saw at the Beach

Look at the graph.



Color one box in each row.



WHICH IS TRUE?

1	They saw more beach balls than sand castles.	They saw 3 crabs	They saw more umbrellas than beach balls.
2	They saw 4 sand castles.	They saw 2 beach balls.	They saw 6 umbrellas.
3	They saw 5 beach balls and sand castles.	They saw fewer crabs than sand castles.	They saw 5 crabs and umbrellas.

WHICH IS FALSE?

1	They saw 4 sand castles.	They saw 5 umbrellas.	They saw 1 beach ball.
2	They saw fewer umbrellas than crabs.	They saw fewer beach balls than crabs.	They saw fewer sand castles than umbrellas.
3	They saw more beach balls than umbrellas.	They saw more beach balls than crabs.	They saw more sand castles than umbrellas.

Name _____

Option 10: Phonological Awareness Calendar Worksheet | LF

Share Screen via Zoom to show participant the worksheet.








JUNE 2021



Phonological Awareness

Skills include: Rhyming, Syllable & Phoneme Identification

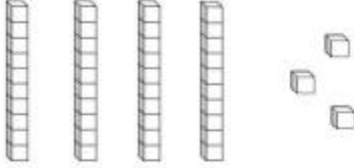
Monday	Tuesday	Wednesday	Thursday	Friday
	<p>1 How many words can you think of that rhyme with BEAR?</p> 	<p>2 A syllable is part of a word. Syllables are fun to tap and clap out. How many syllables are in these words? BUNNY - CAT POTATO - APPLE</p>	<p>3 A phoneme is a single sound. What is the first sound you hear in these words? SUN - PENCIL - GO</p>	<p>4 Read or listen to a book. Listen for words that RHyme? How many did you hear?</p>
<p>7 Do these words Rhyme? BIRD - THIRD CUP - CUT FLOOR - MOP</p>	<p>8 How many words can you think of that rhyme with CAT?</p> 	<p>9 What is the first syllable you hear in these words? SUNSCREEN LIFEGUARD JUMPROPE</p>	<p>10 What is the middle sound you hear in these words? MAP - SUN - FEET CAR - BOAT - RAIN</p>	<p>11 Read or listen to a book. Listen for words that RHyme with "ME". How many did you hear?</p>
<p>14 Which word doesn't rhyme? MAP - MOP - TOP DISH - DIP - FISH</p>	<p>15 How many words can you think of that rhyme with CAR?</p> 	<p>16 What is the middle syllable you hear in these words? HOLIDAY UMBRELLA AMUSEMENT</p>	<p>17 What is the last sound you hear in these words? SUN - PENCIL - GO</p>	<p>18 Read or listen to a book. Listen for words that RHyme? How many did you hear?</p>
<p>21 Which word doesn't rhyme? CAT - CAP - HAT PIG - WIG - PUG</p>	<p>22 How many words can you think of that rhyme with TREE?</p> 	<p>23 What is the last syllable you hear in these words? BEACHBALL TELEPHONE BARBEQUE</p>	<p>24 How many sounds do you hear in these words? SUN - BEACH SAND - WATER</p>	<p>25 Read or listen to a book. Listen for words that RHyme with "BLUE". How many did you hear?</p>
<p>28 Complete this sentence with a word that rhymes. I saw a frog sitting on a _____</p>	<p>29 How many words can you think of that rhyme with FROG?</p> 	<p>30 How many syllables are in these words? UMBRELLA - TUBE SAND - OCEAN</p>		

Option 11: Math Review Summer Practice Worksheets | LF


Share Screen via Zoom to show participant the 5 worksheets.

DAY
Week One
①

Count by tens with leftovers. How many cubes?



_____ tens and _____ ones



Add to find the sum:

$6 + 7 =$

$8 + 2 =$

$6 + 3 =$


$7 + 7 =$

$9 + 6 =$

$8 + 5 =$

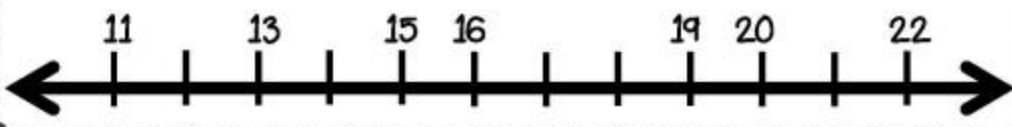
$9 + 4 =$

Draw lines to cut the pizza into parts for you and three friends.



One more than 32 is ____ . One less than 32 is ____ .
Ten more than 32 is ____ . Ten less than 32 is ____ .
One more than 48 is ____ . One less than 48 is ____ .
Ten more than 48 is ____ . Ten less than 48 is ____ .

Count forward to find the missing numbers.



DAY
Week One
2

Five beach balls are yellow and six beach balls are red. How many beach balls are there in all? Draw a picture and write a number sentence.



Add and subtract:

10	12	20
<u>+6</u>	<u>+3</u>	<u>+4</u>

20	40	30
<u>-6</u>	<u>-20</u>	<u>-2</u>

Draw the time:



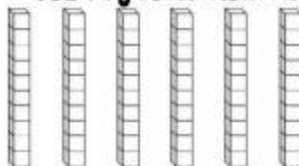
eight
o'clock



five
thirty




Count by tens. How many cubes?

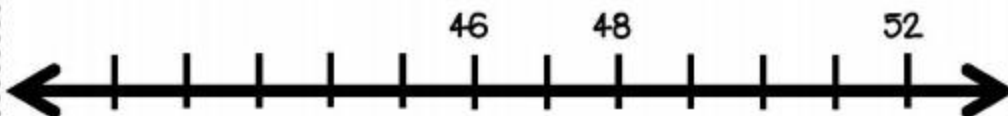


_____ cubes.

Color in two quarters
of the circle.

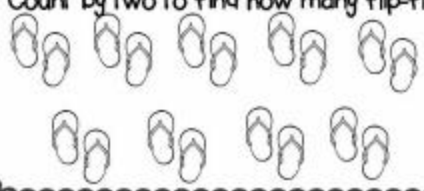


Count backward to find the missing numbers.




DAY
Week One
3

Count by two to find how many flip-flops.



There are _____ flip-flops in all.

Draw a circle.




How many ways can you make ten by adding?

$$4 + 6 = 10$$

$$6 + \quad = 10$$

$$\quad + 5 = 10$$

$$3 + \quad = 10$$

$$7 + 3 = 10$$

$$\quad + 9 = 10$$

$$9 + 1 = 10$$

$$8 + \quad = 10$$

$$2 + \quad = 10$$

Find the missing numbers.

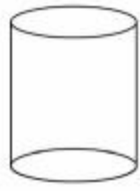
$5 + 6 =$	$6 + 5 =$	$6 + 6 =$
$10 + \quad = 12$	$8 + \quad = 12$	$9 + \quad = 12$
$6 + \quad = 13$	$10 + \quad = 13$	$4 + \quad = 7$
$7 + \quad = 13$	$9 + \quad = 13$	$\quad + 3 = 7$
$13 - \quad = 7$	$8 + \quad = 13$	$4 + 3 =$

Do you see the patterns?

Fill in the missing numbers.


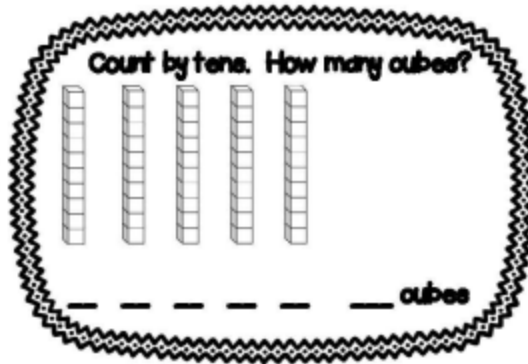

	33	34		36
42	43		45	
	53			56

This 3D shape is a...



Circle
 Square
 Cylinder

DAY
Week Three
4




Fill in the missing numbers.

29		31		
	40			
			52	


Make an ABB pattern with circles and a squares.



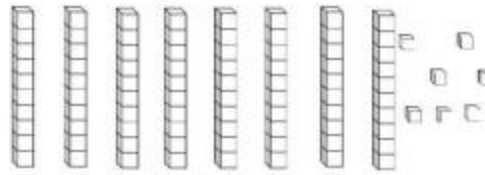
Eight girls went surfing. Five of them got sunburned. How many did not get sunburned? Draw a picture and write a number sentence to solve the problem.



DAY
Week Seven
5



Count by tens with leftovers.
How many cubes?



___ tens and ___ ones

Write the time.



four
o'clock




eleven
thirty



One more than 28 is ____ . One less than 28 is ____ .
Ten more than 28 is ____ . Ten less than 28 is ____ .
One more than 51 is ____ . One less than 51 is ____ .
Ten more than 51 is ____ . Ten less than 51 is ____ .

Count by two to
find how many
shells.



Find the missing numbers.

$8 + 6 =$ $6 + 8 =$ $8 + 7 =$

$10 + \quad = 16$ $8 + \quad = 16$ $9 + \quad = 16$

$4 + \quad = 10$ $10 + \quad = 19$ $3 + \quad = 8$

$6 + \quad = 10$ $9 + \quad = 19$ $\quad + 5 = 8$

$10 - \quad = 4$ $8 + \quad = 19$ $8 - 3 =$

Do you see the patterns?

There are
____ shells
in all.


Option 12: Summer Listen Up Worksheets | LF

Share Screen via Zoom to show participant the 2 worksheets.

SUMMER LISTEN UP!

 Name: _____

One-Step



- Color one cloud
- Color the turtle in the water
- Circle one octopus
- Color the big sandcastle
- Draw an X on the sun
- Color the ball in the water
- Color the girl's towel
- Color one dolphin
- Color the crab under the tree
- Color all of the seashells

Level One

© 2016 Panda Speech

SUMMER LISTEN UP!

Name: _____

One-Step




- Color one cloud blue
- Color the turtle in the water green
- Circle one octopus
- Color the big sandcastle orange
- Draw an X on the sun
- Color the ball in the water red
- Color the girl's towel pink
- Color one dolphin gray
- Color the crab under the tree red
- Color all of the seashells yellow

Level Two


Option 13: Summer Speech & Language Worksheets | LF

Share Screen via Zoom to show participant the 9 worksheets.



Critter Categories

It's time for a catch the critters! Color and label all of the animals.
Cross out anything that is NOT an animal.



Summertime Actions



She is building.
What did she do?

She _____.



She is hitting.
What did she do?

She _____.



He is throwing.
What did he do?

He _____.



She is carrying the bucket.
What did she do?

She _____.



She is flying the kite.
What did she do?

She _____.



She is laying.
What did she do?

She _____.

ph

Summertime Speech

Name: _____

Practice your Summertime Speech and eat the feast!

pod

cop

pea

hop

pan

pie

mop

pay

poof

tap

© Short and Sweet Speech

/p/

Seaside Speech

Name: _____

Practice your Seaside Speech and help the mermaid pop the bubbles.



pipe

pet

pad

hip

lap

pin

hope

peck

nope

sip

© Short and Sweet Speech

/sh/

Summertime Speech

Name: _____

Practice your Summertime Speech and eat the feast!



shed

wish

shine

flash

fresh

crash

shoe

show

shake

rush



© Short and Sweet Speech

/th/

Seaside Speech

Name: _____

Practice your Seaside Speech and help the mermaid pop the bubbles.



that

they

their

this

those

bathe

lathe

loathe

breathe

seethe

© Short and Sweet Speech

h/ **Sunshine Speech**

Name: _____

Practice your Sunshine Speech and color the suns.

ray

red

rake

rain

rag

rope

run

rice

rat

Summertime
Speech

© Short and Sweet Speech

vocalic /h/

Beach Day Speech

Name: _____

Practice your Beach Day Speech and color the flip-flops.

feather

harp

chair

start

car

tire

door

hair

letter

fur

© Short and Sweet Speech

Option 14: Cupcake Liner Ice Cream Cone Craft | LF/HF



Supplies you will need:

- cupcake liners
- light blue or white cardstock paper (or color of your choice for the background)
- light brown cardstock paper
- brown paint
- plastic fork
- small paper plate
- embellishments of your choice, i.e. black paper hole punches, craft jewels, construction paper pieces (Some of the embellishments we used came from our Creatify All Wound Up kit, given to us from Horizon Group USA. You can find them at your local Target.)

Directions:

1. Start by cutting a triangle ice cream cone shape out of your light brown cardstock paper. Pour a small amount of brown paint onto your small paper plate and dip your fork into it lightly and then onto your cone. Make lines in both directions to resemble the pattern on an ice cream cone. Set it aside to dry completely.
2. Glue your cone onto your light blue cardstock paper. Glue your cupcake liner ice cream scoops on top of your cone. Use one or two, however many you choose.
3. Glue any embellishments you want onto your ice cream scoops to make them fun flavors. In this example below, we used black hole punch circles to make mint chocolate chip ice cream and colorful neon gemstones to make bubblegum ice cream. Ta'da all done! 😊

Option 15: Raspberry Ice Cream in a Bag Recipe | **LF/HF**



Total Time

Prep/Total Time: 15 min.

Makes

1 cup

Ingredients:

- (2) 1-quart resealable plastic bags
- 1 cup half-and-half cream
- 1/2 cup fresh raspberries
- 1/4 cup sugar
- 2 tablespoons evaporated milk
- 1 teaspoon vanilla extract
- 4 cups coarsely crushed ice
- 3/4 cup salt

Directions:

1. Using two 1-quart resealable plastic bags, place 1 bag inside the other. Place the first 5 ingredients inside the inner bag. Seal both bags, pressing out as much air as possible.
2. Place the 2 bags in a gallon-size resealable plastic freezer bag. Add ice and salt. Seal bag, again pressing out as much air as possible.
3. Shake and knead cream mixture until thickened, about 5 minutes. (If desired, wear mittens or wrap bags in a kitchen towel while shaking to protect hands from the cold ice.)

Nutrition Facts

1/2 cup: 299 calories, 13g fat (9g saturated fat), 65mg cholesterol, 76mg sodium, 35g carbohydrate (32g sugars, 2g fiber), 5g protein.

Option 16: How to draw Videos | LF/HF

Share Screen via Zoom and click on links below to choose a video of your liking.

- | 06 min 30 sec | How to Draw a Funny Summer Coconut Drink

- <https://youtu.be/sLA6KQBhwR4>



- | 08 min 15 sec | How to Draw a Sandcastle

- <https://youtu.be/3IUG-VqInpo>



- | 05 min 13 sec | How to Draw a Cartoon Watermelon

- <https://youtu.be/l-9UxsWEi2k>



- | 03 min 33 sec | How to Draw a cute Ice Cream Cone

- <https://youtu.be/UW6H5dAPuhY>





Please watch videos before starting worksheets to help understand the content below it.

Option A: Educational Videos | HF



Share Screen via Zoom to show participant the videos.

- |07 min 26 sec| This OR That Summer FUN Exercise Workout
 - <https://youtu.be/TpGOvXCZhtg>
- |02 hours 0 sec| 4K Mount Rainier National Park - Nature Relax Video, Summer Scenery
 - https://youtu.be/hjKO0d_umLc
- |07 min 51 sec| The Best Places to Travel This Summer | MojoTravels
 - https://youtu.be/xg-v0ma_xnk
- |12 min 36 sec| Frozen treats that will have you missing summer!
 - <https://youtu.be/R-mqNc2xAIU>
- |01 min 04 sec| Sunrise and Sunset around Summer Solstice
 - <https://youtu.be/Kb84FkTuHuQ>
- |05 min 51 sec| CGI 3D Animated Short Film "Indice 50 Animated" by ESMA | CGMeetup
 - <https://youtu.be/R98zvsAu6dA>
- | 07 min 49 sec| The Best Summer Movies - Trivia Edition
 - <https://youtu.be/-67AqKSOfuo>
- | 10 min 02 sec| 20 General Knowledge Questions on the theme of SUMMER
 - <https://youtu.be/UoTmMtlrtRQ>
- |06 min 21 sec | 15 General Knowledge Trivia Questions - June 2021
 - https://youtu.be/F4_q5RavAqk
- |09 min 02 sec| HOBBIES TO TRY IN 2021!
 - https://youtu.be/06hGBmP_fyY

Option 1: Homophone Coloring Page: Basic Worksheet | HF

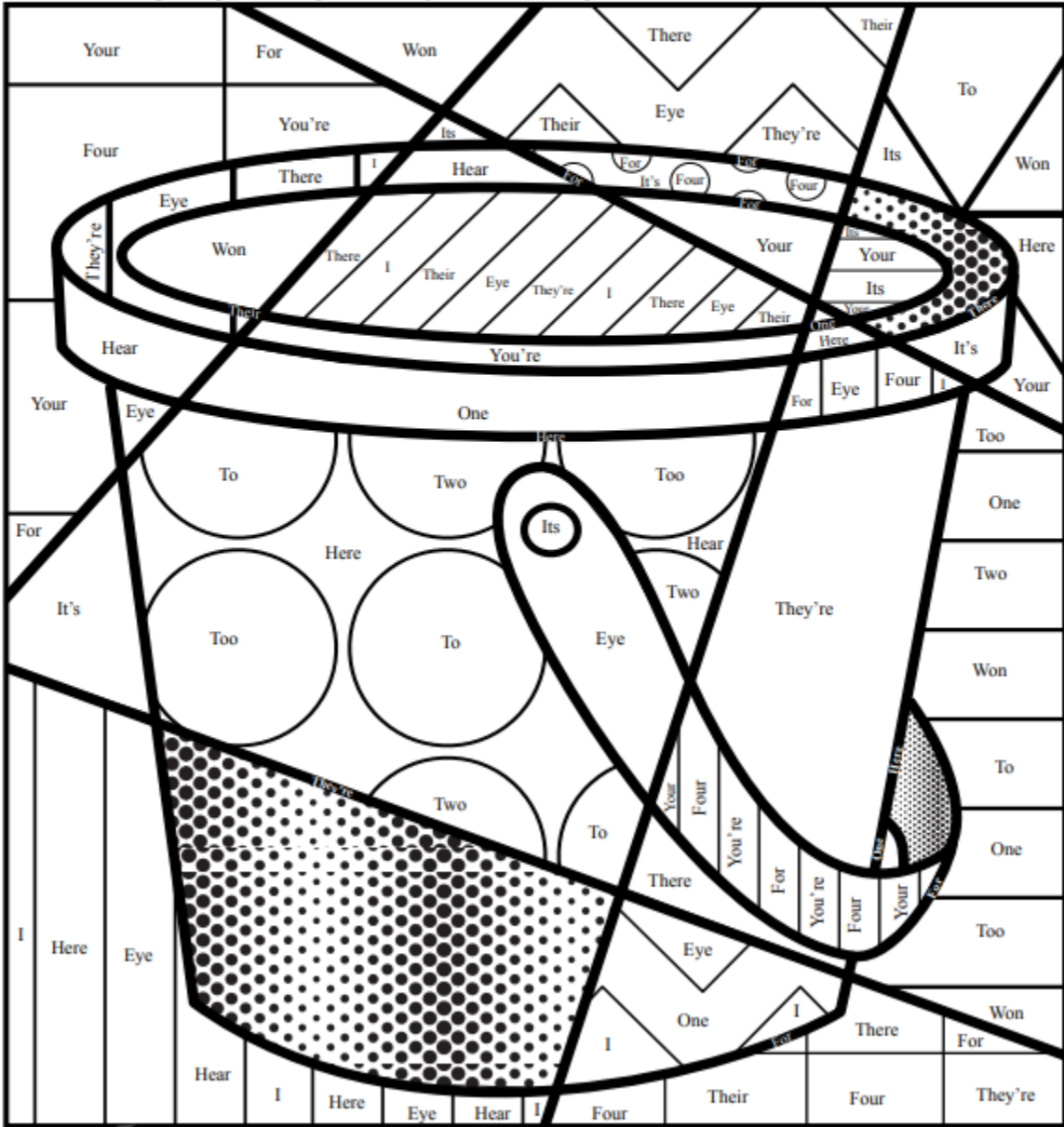
Share Screen via Zoom to show participant the worksheet.


Homophone Coloring Page: Basic

Name: _____
Date: _____

Word	Homophone	Color	Word	Homophone	Color
To	Too Two	RED	Won	One	ORANGE
Here	Hear	YELLOW	It's	Its	PURPLE
Their	There They're	BLUE	Eye	I	LIGHT BLUE
Your	You're	GREEN	For	Four	LIGHT GREEN

Color the matching homophones using the color key above on the image below.



 Cut out the finished work when you are done coloring.

Option 2: 100 Summer Vacation Words! Word Search | HF

Share Screen via Zoom to show participant the wordsearch.



100 Summer Vacation Words!

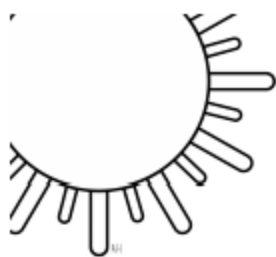


M O Q U V G L Y A X B G M C S S Q F J Y P E G T Q Q L W O F I G O M G Y U S R F
 R E M M U S Q D Q T N C U H U R K S H I G N O O S W I M M I N G N K F D Q E A D
 L D P R V E G R M I G P C B N L B R C D I A T F H X D J B R F S L I T S U L T K
 D L S N N S K K E G X T Z V G J L N O T E M P E R A T U R E N N E O I N R T Y Z
 L L A B H C A E B A O V O D L S I A F W S P I G U F V X R F O O D F J K P S X D
 O E J B Y L S C S C D Y P A A C W A B T E D A N O M E L T L I T I K B O S A F B
 L G K C T T A U S U A I T L S W R I A E E R T A N K T O P I T N S D O G B C J V
 A O R B H F A P K G N O N L S Z E R M S S E I G L X P W O E A I T L A R A D P P
 C G O G G Q O E E F M F E G E G G A L S R A B F Q B M N K S E M U B T Q S N Z Y
 E V I H H H V S W I S O L A S A V A T E U O B S Z K U M W V R D O N I A Q A P L
 Z S Z C C C S K I S J C U O Z U D R L H Q I U V I E A T J J C A G A N V T S U L
 Q L A W F S B I K I N I W E W N O E L J E O T M W R F V T L E B B O G T B G C J
 I E U A G T R F V W J J R N A E Q U L W Y R U D G L F K I E R W L G N S V J D C
 B D J S B Q Y E C Q U X O S D I R N A A U D Z H N F C A E X R E H Z Y F B R Z R
 U V V X Z Z P G M F O S D B Y S E I B V O V V R F I A D X I M F A H I E O M B H
 L I G H T N I N G M C E E O I E P O E E L Q V B K Z I L X R S U L S K S Q E R V
 N J Z T R L D D F H U A A N R C L N C S E U C E B R A B E V G E H I I W B N M A
 A T H S Y E N G O X N S N C T Y S H C G A R D E N V S T X N L I A V E P T U W J
 Z R I C T Q J O J B F E S W H D T T O D X U Y N L Q A T I R N I R S B S G M Q N
 P C O U Q S L H A M T N S D U J R K B P U V B X O W K P U G A S B D H G B Y T P
 E J M Z R V G G P P U N M G N Y O L G B M P J D U I M M B G A C P R Y O S T R D
 S U N N Y F F G L S E A T Z D B H I A F A C R C L A L E F G B G T I A F R L E G
 R O F J Y U N R L W W E J D E C S I W R M X Z E C Z M E J B P N R Y A R W E T A
 J M J S B H J A A Q R C I Q R Y R J A O L I G F Q K G M D G J I U Z L I Y H O U
 F W O Y X B K S B D E O Y C K C L D I G N I K I B P B L N N M V N T P U W U O G
 K M W W F G U S K L J M W H O G I L L A B Y E L L O V I H K A I K L R R J U C U
 E E O T I A Z P C V L A N N T S H F O C A D B K B F E O A A T D S I W A E O S S
 O L R M R N W Q I R T A D R E S E I G R E L L A G O L O M F L O W E R S V S D T
 K M Q A S A G Z K E O I B Y U W F K Z S E I E S N I D J B E L Z Z I S U Y E I E
 H P Z B W W M K R S T A K T W B X L A U C F C A D W N H U X G Z H Y G D V R L T
 E O T C V N F P L I M I S Y E H N H W N R F C A N S A U R I C E C R E A M O S D
 C P E N U J A E O G A Q Z T R K Z U Q D V W Y N W U J X G N I L I A S H E M E N
 Z S S X K R E N H L H K Q H R Z S Q S R E C N E D N E P E D N I G A S M L S E V
 I I R Z K P E K F U I U K C O M M A H E S N O R K E L W R J R P F E X J A V B U
 A C O E I R W A O H M N O L Y I F O B S W I E X A L E R S I A E K D M C O X I K
 I L I N F U D X Q C K I E Q Y V X Q X S E S D H E C R A G J L A I C M K C X L R
 N E G T M R Z N I N W C D D N V T R R L I Z F O H W H H Q Z C T S J H Q R Z W Y
 F I Z X X N U Y A S W E L T E R I N G U G V D B B L E R N N T P A L G T A U Z L
 N P A T I O B S P I C B W X L G W L R J A F R C T R X C A D X G J Y G E H Y J R
 X S J X U S Q K P R V T Y V D Z Y C X Z L A R A O D H O D D G W V L L C C U W N

- | | | | | | | |
|-----------------|--------------|-------------|-------------|---------------|-------------|------------|
| AIR CONDITIONER | ALLERGIES | AUGUST | BADMINTON | BARBECUE | BASEBALL | BASKETBALL |
| BEACH | BEACH BALL | BEAN BAG | BEES | BIKING | BIKINI | BOATING |
| BOCCE BALL | BUTTERFLIES | CAMPING | CANOEING | CHARCOAL | CRUISE | DANDELION |
| DIVING | FIREFLIES | FIREWORKS | FISHING | FLOWERS | FRISBEE | FRUIT |
| GARDEN | GRASS | HAMBURGERS | HAMMOCK | HOLIDAY | HOPSCOTCH | HUMID |
| ICE CREAM | INDEPENDENCE | JULY | JUNE | KICKBALL | LEMONADE | LIBRARY |
| LIGHTNING | MOWING | MUGGY | NO SCHOOL | OCEAN | OUTSIDE | PARADISE |
| PATIO | PICNIC | POOL | POPSICLE | RAFTING | READING | RECREATION |
| RELAX | REUNION | ROAST | SAILING | SANDALS | SANDCASTLES | SCOOTER |
| SEASHORE | SHORTS | SIGHTSEEING | SIZZLE | SKIING | SLEEPING IN | SMORES |
| SNORKEL | SOFTBALL | STARGAZER | SUMMER | SUMMER SCHOOL | SUNBURN | SUNDRESS |
| SUNFLOWER | SUNGLASSES | SUNNY | SUNSCREEN | SURFER | SWEATY | SWELTERING |
| SWIMMING | SWIMSUIT | TANK TOP | TEMPERATURE | TENNIS | THUNDER | TRAMPOLINE |
| TRAVEL | TRUNKS | VISOR | VOLLEYBALL | VOYAGE | WATERMELON | WATERPARK |
| WAVES | WEATHER | | | | | |


Option 3: Summer Comprehension Worksheets | HF

Share Screen via Zoom to show participant the 8 worksheets.



Name: _____

SUMMER IS HERE!



“Summer is here!” Jack shouted as he ran into Anna’s room. “Wake up, wake up, summer is here!” Jack said as he tried to get Anna to wake up. Anna woke up excited about summer too. Both kids ran downstairs to eat breakfast when Anna realized she didn’t feel very good. Oh no...sick on the FIRST day of summer? Anna’s mom took her temperature and sure enough Anna was sick. Anna was so upset and so was Jack. They had planned a really fun summer day to celebrate and now those plans would have to wait. How would they enjoy the first day of summer if they couldn’t go swimming, get ice cream, or play with their friends? Anna headed to her room to rest. Jack watched TV anxiously waiting for Anna to feel better. As Jack was watching his favorite show, he had an idea. He decided they could still have a fun day! Jack gathered up all of their favorite board games and headed to Anna’s room. Jack and Anna played games the rest of the day. They had a great time even though they didn’t get to do all of the things they had planned for their first day of summer.

QUICK COMPREHENSION CHECK

After you circle the answer to each question, color the bubble for the answer as well.

1. Which event happens *first* in the story? a b c
- a. Anna wakes up sick on the first day of summer.
b. Jack wakes up Anna on the first day of summer.
c. Jack and Anna started playing games.
2. How did Anna's mom find out that she was *really* sick? a b c
- a. She felt Anna's forehead to see if it was hot.
b. She asked Anna questions about what was hurting.
c. She took Anna's temperature.
3. What is the *main* problem in the passage? a b c
- a. Anna is not feeling well on the first day of summer.
b. Anna will not go outside to play on the first day of summer.
c. Jack and Anna forget it is the first day of summer.
4. How do the kids solve the problem of not being able to go outside on the first day of summer? a b c
- a. They have mom get them ice cream at the store.
b. They play games inside for the day.
c. They sneak outside when mom is not looking.
5. Which statement would *best* fit at the end of the story? a b c
- a. Jack could not stand to be around Anna any longer!
b. Anna will never go outside again. Playing games inside is way more fun!
c. Anna was so glad her brother stayed in to play with her today!

6. What might Anna and Jack do tomorrow if Anna is feeling better?



USING THE TEXT AS EVIDENCE

What caused the Jack to run into Anna's room shouting? Use details from the text in your response.

Did Jack make a smart decision to stay home with Anna instead of going out to have a fun summer day? Provide a reason for your response.

Based on what you know about Jack and Anna, do you think they are good friends? Use evidence from the text in your response.



DICTIONARY DIG

Highlight the selected words in the passage. Look up the definitions in the dictionary and then make your own sentence with the words.

ANXIOUSLY: _____

Put it in a sentence! _____

UPSET: _____

Put it in a sentence! _____





TAKE A CLOSER LOOK AT THE TEXT

Go back to the passage and highlight the word summer. Record how many times summer is in the passage here on the clipboard. Then, write one word to tell your favorite part of summer.

UNDERSTANDING THE TEXT

Fill in the boxes to tell the story elements from this passage.


<p>Characters</p> 	<p>Setting</p>
<p>Problem</p>	<p>Solution</p> 

Make a connection to this passage. What does this passage remind you of or make you think about?



UNDERSTANDING THE TEXT

Draw an illustration of what Anna and Jack might do after they finish playing games.



CHARACTERS CHANGE

Tell about Anna and Jack's attitude at the beginning of the passage and at the end of the passage to show how he changed. Write or draw faces in the boxes.

Beginning	End
-----------	-----

UNDERSTANDING THE TEXT

Use the key words to summarize the passage.

Someone

...

...

...

Wanted

...

...

...

But

...

...

...

So

...

...

...

Then

...


...

...



UNDERSTANDING THE TEXT

Complete the Cause and Effect chart using details from the passage.



CAUSE

EFFECT

It is the first
day of summer.



Mom took
Anna's
temperature.

Anna can't go
out.



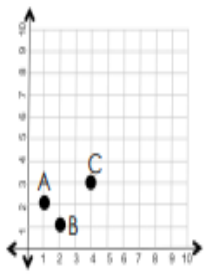
Option 4: Summer Math Calendar Worksheets | HF

Share Screen via Zoom to show participant the 3 worksheets. Answer Key will be after the 3rd worksheet.

Problem	Work & Answer
List the factors of each number. a.) 24 b.) 64	
Fill in the missing number. a.) $0.24 \cdot .128 = ?$ b.) $94.19 + 2.6 + \underline{\quad} = 161.29$	
Compare using $<$, $>$, or $=$ a.) $0.245 \bigcirc 0.0245$ b.) $24.500 \bigcirc 24.5$ c.) $20.405 \bigcirc 20.45$	
Write the following in expanded form: a.) 0.234 b.) 14.78	
Divide: a.) $2,936 \div 4$ b.) $14,783 \div 12$	

6th Grade Summer Math © Amy Hearne

Week Two

Problem	Work & Answer
<p>List the next four terms in the sequences with the given rule:</p> <p>a.) Start at 0, add three</p> <p>b.) Start at 0, add six</p> <p>c.) What is the relationship between the two sequences?</p>	
<p>Multiply:</p> <p>a.) 23.5×6</p> <p>b.) 2.35×0.6</p> <p>c.) 235.0×0.06</p>	
<p>Name each ordered pair.</p> 	
<p>Find each sum: a.) $\frac{1}{2} + \frac{1}{4}$ b.) $\frac{1}{4} + \frac{1}{3} + 3\frac{7}{12}$</p>	
<p>Round each number to the nearest tenth:</p> <p>a.) 985.76 b.) 43.52 c.) 0.859</p>	

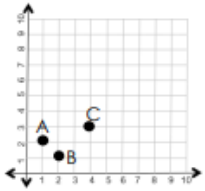
Week Three

Problem	Work & Answer
Use the order of operations to simplify each expression: a.) $(6 \times 3) + 72 \div 8 - 5 + 1$ b.) $3 \times \{[(65-49) + (42 \div 7)] \div 2\}$	
Order the following from least to greatest: 0.25, 2.205, 0.502, 0.225, 2.025	
Find the product of each of the following: a.) $2.85 \cdot 29$ b.) $\$1.55 \cdot 13$ c.) $1.2 \cdot 2.1$	
If you bought 3 CD's each costing \$12.99, and paid with a \$50 bill. What would your change be?	
Order the fractions from least to greatest $\frac{1}{2}, \frac{2}{3}, \frac{1}{4}, \frac{2}{5}$	


Week One


Problem	Work & Answer
List the factors of each number. a.) 24 b.) 64	a.) 24: 1, 2, 3, 4, 6, 8, 12, 24 b.) 64: 1, 2, 4, 8, 16, 32, 64
Fill in the missing number. a.) $0.24 - .128 = ?$ b.) $94.19 + 2.6 + \underline{\quad} = 161.29$	a.) 0.112 b.) 64.5
Compare using <, >, or = a.) 0.245 <input type="radio"/> 0.0245 b.) 24.500 <input type="radio"/> 24.5 c.) 20.405 <input type="radio"/> 20.45	a.) > b.) = c.) <
Write the following in expanded form: a.) 0.234 b.) 14.78	a.) $(2 \times \frac{1}{10}) + (3 \times \frac{1}{100}) + (4 \times \frac{1}{1,000})$ b.) $(1 \times 10) + (4 \times 1) + (7 \times \frac{1}{10}) + (8 \times \frac{1}{100})$
Divide: a.) $2,936 \div 4$ b.) $14,783 \div 12$	a.) 734 b.) 1,231 R 11

Week Two

Problem	Work & Answer
List the next four terms in the sequences with the given rule: a.) Start at 0, add three b.) Start at 0, add six c.) What is the relationship between the two sequences?	a.) 0, 3, 6, 9 b.) 0, 6, 12, 18 c.) The second sequence is double the matching terms in the first sequence.
Multiply: a.) 23.5×6 b.) 2.35×0.6 c.) 235.0×0.06	a.) 141 b.) 1.41 c.) 14.1
Name each ordered pair. <div style="text-align: center;">  </div>	A (1, 2) B (2, 1) C (4, 3)
Find each sum: a.) $\frac{1}{2} + \frac{1}{4}$ b.) $\frac{1}{4} + \frac{1}{3} + 3\frac{7}{12}$	a.) $\frac{3}{4}$ b.) $3\frac{14}{12} = 4\frac{1}{6}$
Round each number to the nearest tenth: a.) 985.76 b.) 43.52 c.) 0.859	a.) 985.80 b.) 43.50 c.) 0.900

Week Three

Problem	Work & Answer
Use the order of operations to simplify each expression: a.) $(6 \times 3) + 72 \div 8 - 5 + 1$ b.) $3 \times \{[(65-49) + (42 \div 7)] + 2\}$	a.) 23 b.) 33
Order the following from least to greatest: 0.25, 2.205, 0.502, 0.225, 2.025	0.225, 0.25, 0.502, 2.025, 2.205
Find the product of each of the following: a.) $2.85 \cdot 29$ b.) $\$1.55 \cdot 13$ c.) $1.2 \cdot 2.1$	a.) 82.65 b.) \$20.15 c.) 2.52
If you bought 3 CD's each costing \$12.99, and paid with a \$50 bill. What would your change be?	Total cost of the three CDs is \$38.97 The change will be: \$11.03
Order the fractions from least to greatest $\frac{1}{2}, \frac{2}{3}, \frac{1}{4}, \frac{2}{5}$	$\frac{1}{4}, \frac{2}{5}, \frac{1}{2}, \frac{2}{3}$

Option 5: Dream Summer Vacation Budget Worksheet | HF

Share Screen via Zoom to show participant the worksheet.

Name _____ Date _____

Dream Summer Vacation Budget

Location Chosen _____

Name

Price

Airfare for 2 from DFW _____

Hotel for 3 Nights _____ x 3= _____

Fun Thing #1 _____

Fun Thing #2 _____

Fun Thing #3 _____

Restaurant #1 _____

Restaurant #2 _____

Restaurant #3 _____

Spending Money for Souvenirs and Other Meals + \$200

Total Cost of Trip _____

Option 6: Summer Place Value Worksheet | HF

Share Screen via Zoom to show participant the worksheet.

Name: _____



In each row, cross out the standard form, word form, or expanded form that doesn't match. Write the correct form on the line.


Standard Form	Word Form	Expanded Form	Correction
Ex: 437	Four hundred thirty -seven	400+37	400+30+7
192	Nineteen hundred two	100+90+2	
7,060	Seven hundred sixty	7000+60	
6,103	Six thousand, one hundred three	600+10+3	
946	Nine hundred forty-six	900+4+6	
22,282	Twenty-two thousand, two hundred eighty -two	20,000+2000+80+2	
3,212	Thirty-two thousand, two hundred twelve	30,000+2,000+200+10+2	



Standard Form	Word Form	Expanded Form	Correction
3,038	Three hundred thirty-eight	3,000+30+8	
96,034	Ninety-six thousand, thirty-four	9000,+600+30+4	
5,821	Fifty-eight thousand, two hundred one	50,000+8,000+200+1	
584	Five hundred eighty-four	500+84+4	
2,763	Twenty-two thousand, seven hundred sixty-three	200+700+60+3	
60,481	Sixty, four hundred eighty-one	60,000+400+80+1	

Option 7: Summer Acrostic Poem Worksheet | HF

Share Screen via Zoom to show participant the worksheet.



Summer Acrostic

Directions: Make an acrostic poem about summer by using each letter of the word.

Examples:

<p>Sunny days Umbrella shade Mosquitos biting Marshmallows roasting Eating watermelon Road trips</p>	<p>Staying up late at night Underwater diving Making s'mores at the campfire Melting ice cream cones Everyone swimming at the lake Rollerblading outside</p>
--	--

S _____

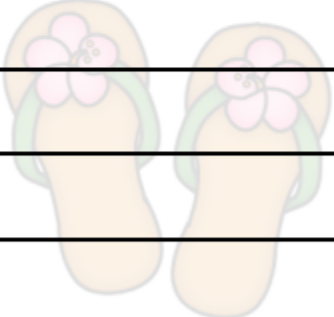
U _____

M _____

M _____

E _____

R _____




Option 9: Summer Adding Integers Worksheet | HF

Share Screen via Zoom to show participant the worksheet. **Answer Key on next page.**

adding INTEGERS

day 1

 here's how:

Follow the RULES of Integers!

Same signs:

Add the numbers, keep the sign.

$$7 + 13 = 20$$

$$-7 + (-13) = -20$$

$$8 + 7 = 15$$

$$-8 + (-7) = -15$$

Different signs:

Subtract the numbers and keep the sign of the number with the larger absolute value (the bigger number).

$$-5 + 11 = 6$$

$$5 + (-11) = -6$$

$$10 + (-18) = -8$$

$$-10 + 18 = 8$$



Time to practice:

1. $-9 + (-2)$

2. $9 + (-2)$

3. $-9 + 2$

4. $8 + (-9)$

5. $22 + (11)$

6. $24 + (-6)$

7. $17 + (-7)$

8. $-27 + (-10)$

9. $-31 + 34$

10. $-21 + (-21)$

11. $-18 + 23$

12. $-36 + (-14)$

13. $-6 + 15$

14. $20 + (-12) + (-9)$

15. $42 + (-80) + 14$

16. $-5 + (-6) + (-7)$

17. $-50 + 72 + 13$

18. $-99 + 38 + (-21)$



check YOUR WORK!

Adding INTEGERS

day 1



here's how:

Follow the RULES of Integers!

Same signs:

Add the numbers, keep the sign.

$$7 + 13 = 20$$

$$-7 + (-13) = -20$$

$$8 + 7 = 15$$

$$-8 + (-7) = -15$$

Different signs:

Subtract the numbers and keep the sign of the number with the larger absolute value (the bigger number).

$$-5 + 11 = 6$$

$$5 + (-11) = -6$$

$$10 + (-18) = -8$$

$$-10 + 18 = 8$$



Time TO PRACTICE:


- | | | | |
|------------------|------------|-------------------------|------------|
| 1. $-9 + (-2)$ | -11 | 10. $-21 + (-21)$ | -42 |
| 2. $9 + (-2)$ | 7 | 11. $-18 + 23$ | 5 |
| 3. $-9 + 2$ | -7 | 12. $-36 + (-14)$ | -50 |
| 4. $8 + (-9)$ | -1 | 13. $-6 + 15$ | 9 |
| 5. $22 + (11)$ | 33 | 14. $20 + (-12) + (-9)$ | -1 |
| 6. $24 + (-6)$ | 18 | 15. $42 + (-80) + 14$ | -24 |
| 7. $17 + (-7)$ | 10 | 16. $-5 + (-6) + (-7)$ | -18 |
| 8. $-27 + (-10)$ | -37 | 17. $-50 + 72 + 13$ | 35 |
| 9. $-31 + 34$ | 3 | 18. $-99 + 38 + (-21)$ | -82 |



check YOUR WORK!

Option 10: Summer Zen Coloring Page | **HF**

Share Screen via Zoom to show participant the coloring page.



Option 11: Cupcake Liner Ice Cream Cone Craft | HF/LF



Supplies you will need:

- cupcake liners
- light blue or white cardstock paper (or color of your choice for the background)
- light brown cardstock paper
- brown paint
- plastic fork
- small paper plate
- embellishments of your choice, i.e. black paper hole punches, craft jewels, construction paper pieces (Some of the embellishments we used came from our Creatify All Wound Up kit, given to us from Horizon Group USA. You can find them at your local Target.)

Directions:

1. Start by cutting a triangle ice cream cone shape out of your light brown cardstock paper. Pour a small amount of brown paint onto your small paper plate and dip your fork into it lightly and then onto your cone. Make lines in both directions to resemble the pattern on an ice cream cone. Set it aside to dry completely.
2. Glue your cone onto your light blue cardstock paper. Glue your cupcake liner ice cream scoops on top of your cone. Use one or two, however many you choose.
3. Glue any embellishments you want onto your ice cream scoops to make them fun flavors. In this example below, we used black hole punch circles to make mint chocolate chip ice cream and colorful neon gemstones to make bubblegum ice cream. Ta'da all done! 😊

Option 12: Raspberry Ice Cream in a Bag Recipe | LF/HF



Total Time

Prep/Total Time: 15 min.

Makes

1 cup

Ingredients:

- (2) 1-quart resealable plastic bags
- 1 cup half-and-half cream
- 1/2 cup fresh raspberries
- 1/4 cup sugar
- 2 tablespoons evaporated milk
- 1 teaspoon vanilla extract
- 4 cups coarsely crushed ice
- 3/4 cup salt

Directions:

4. Using two 1-quart resealable plastic bags, place 1 bag inside the other. Place the first 5 ingredients inside the inner bag. Seal both bags, pressing out as much air as possible.
5. Place the 2 bags in a gallon-size resealable plastic freezer bag. Add ice and salt. Seal bag, again pressing out as much air as possible.
6. Shake and knead cream mixture until thickened, about 5 minutes. (If desired, wear mittens or wrap bags in a kitchen towel while shaking to protect hands from the cold ice.)

Nutrition Facts

1/2 cup: 299 calories, 13g fat (9g saturated fat), 65mg cholesterol, 76mg sodium, 35g carbohydrate (32g sugars, 2g fiber), 5g protein

Option 13: How to draw Videos | **LF/HF**

Share Screen via Zoom and click on links below to choose a video of your liking.

- | 06 min 30 sec | How to Draw a Funny Summer Coconut Drink
 - <https://youtu.be/sLA6KQBhwR4>



- | 08 min 15 sec | How to Draw a Sandcastle
 - <https://youtu.be/3IUG-VqInpo>




- | 05 min 13 sec | How to Draw a Cartoon Watermelon
 - <https://youtu.be/l-9UxsWEi2k>



- | 03 min 33 sec | How to Draw a cute Ice Cream Cone
 - <https://youtu.be/UW6H5dAPuHY>



Conversation Starters

<h1 style="margin: 0;">Would You Rather...</h1> 			
1.	Swim in a pool	or	Play in a sprinkler
2.	Go for a bike ride	or	Go skateboarding
3.	Visit the library	or	Visit the playground/park
4.	Go to the movie theater	or	Go to the mall
5.	Vacation in Florida	or	Vacation in Alaska
6.	Go fishing	or	Go for a boat ride
7.	Go to Wisconsin Dells	or	Go to Bay Beach
8.	Have a water gun fight	or	Have a water balloon fight
9.	Go camping in a tent for a night	or	Stay in a hotel for a night
10.	Play inside all day	or	Play outside all day
11.	Catch lightning bugs	or	Catch butterflies
12.	Go hiking in the woods	or	Go for a walk in town
13.	Watch baseball	or	Watch football
14.	Wear sunscreen	or	Wear bug spray
15.	Get 30 mosquito bites but get to stay up all night	or	Get 0 mosquito bites but have to go to bed at 6:00 pm
16.	Watch fireworks	or	Play with sparklers
17.	Watch TV on a rainy day	or	Take a nap on a rainy day
18.	Eat hot dogs	or	Eat brats
19.	Go to a fair	or	Go to a parade
20.	Go on a roller coaster	or	Go on a water ride