



Adult Enrichment Center  
1813 E Dyer Rd. Unit 411  
Santa Ana, Ca. 92705

## **AEC Remote Services | Functional Academics | 04.19.21-04.30.21**

Thank you for participating in AEC remote services.

### Instructional Guidance:

1. Before starting lesson, make sure the participant is engaged and listening/watching each step
2. Make sure each participant has all items needed to complete the lesson



### **Option A: HF|LF| World Farm Animals Day**

- **LF|31:21|** ChildrenNurseyRhymes| Learn Farm Animals Names & Sounds
  - [Learn Farm Animals Names & Sounds - YouTube](#)
- **HF|LF|7:09|** Kiddopedia| Farm Animals Names and Sounds for Kids to Learn|Learning Animal Names and Sounds.
  - [Farm Animals Names and Sounds for Kids to Learn | Learning Farm Animal Names and Sounds for Children - YouTube](#)
- **HF|LF|8:51|** South Florida PBS| Take a Field Trip to the Animal Farm| KidsVision Pre-K
  - [Take a Field Trip to the Animal Farm | KidVision Pre-K - YouTube](#)
- **HF|LF|5:28|** Kids Learning Videos| Farm Animal Facts for Kids
  - [Farm Animal Facts for Kids - YouTube](#)


Name: \_\_\_\_\_ Date: \_\_\_\_\_

Labeling a Dairy Cow

\_\_\_\_\_

\_\_\_\_\_

\_\_\_\_\_



\_\_\_\_\_


\_\_\_\_\_

Word Bank  
udder  
ears  
hooves  
tail  
nose

- HF|LF|2:44| Kids Learning Videos| Cows! Learning about Cows for Kids
  - <https://www.youtube.com/watch?v=UWmbg16ywD8>
- HF|LF|3:51| SciShow Kids| 4 Reason Cows are Awesome! | Animal Science for Kids
  - <https://www.youtube.com/watch?v=m9egt6YPI7Y>

**Option A1: Cows**

Cow



A cow has


A cow eats

A cow lives

A cow is




**Options A2: Sheep**



- **HF|LF|6:09** | Kiddopedia | SHEEP VIDEOS FOR KIDS- Facts about Sheep for Children, Preschoolers and Kindergarten
  - <https://www.youtube.com/watch?v=mlkdEYctmA8>
- **HF|LF|7:20** | Homeschool Pop | Sheep for Kids | Animal Learning Video
  - <https://www.youtube.com/watch?v=N2yLx3u4KyU>

NAME: \_\_\_\_\_



COLOR:




GREEN



RED







BLUE



ORANGE

COLOR THE GRAPH:

**Option A3: Name the Farm Animal**

# Animal names



# farm animals



Name: .....

Date: .....

## 2. Read and Match



★ pig

★ COW


★ horse

★ hen

★ sheep


★ cat

Copyright by Pearson Education, Inc. All rights reserved. 2005



**Option A4: Farmer Math**

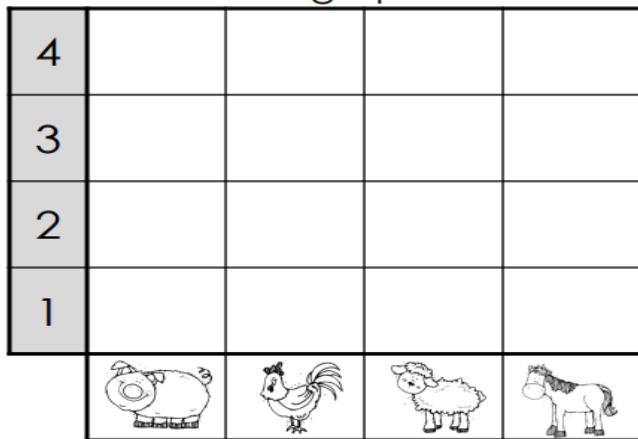
**Directions:** Use the Farm Data to complete the worksheet below.



Name: \_\_\_\_\_ Date: \_\_\_\_\_

# My Farm Animal Data Graph

Color in the bar graph.



Use tally marks to show the amount of each farm animal:

\_\_\_\_\_ \_\_\_\_\_  
 \_\_\_\_\_ \_\_\_\_\_

Which animal is there the most of?



Which animal is there the least of?




Are there more 's or 's ?

What is the sum of the 's and the 's ? \_\_\_\_\_

How many animals are there in all? \_\_\_\_\_





Name: \_\_\_\_\_

Date: \_\_\_\_\_

# My Farm Animal Data Graph



Color in the bar graph.

4				
3				
2				
1				

Use tally marks to show the amount of each farm animal:

\_\_\_\_\_ \_\_\_\_\_

\_\_\_\_\_ \_\_\_\_\_

What animals have equal amounts?



Which animal is there the least of?



Are there more 's or 's ?

What is the sum of the 's and the 's ?

How many animals are there in all?

Name: \_\_\_\_\_



## Farm Animal Word Search



W	I	S	H	E	E	P	Z
A	D	H	S	V	Z	C	O
L	B	O	A	T	S	H	N
O	S	R	G	E	P	I	K
D	B	S	C	A	T	C	E
U	D	E	G	O	M	K	Y
C	H	I	J	F	H	E	N
K	P	C	O	W	L	N	U



CAT



DUCK



CHICKEN



HORSE



COW



PIG



DOG



SHEEP

**Option A5: Horses**

Name \_\_\_\_\_


## Horse Sense

Have you ever wanted a horse of your very own? Many kids do. But horses require a lot of special care. As with any pet, it's important to know how to properly care for horses before taking on the responsibility. For each sentence

below, solve the math problem. Show your work on a separate piece of paper. Then match each of your answers to a number in the word box. Write the correct words in the blanks to finish the sentences.

21 = manure	576 = health	345 = pasture
144 = pounds	112 = expensive	8 = hooves
15 = supply	392 = proper	70 = weather

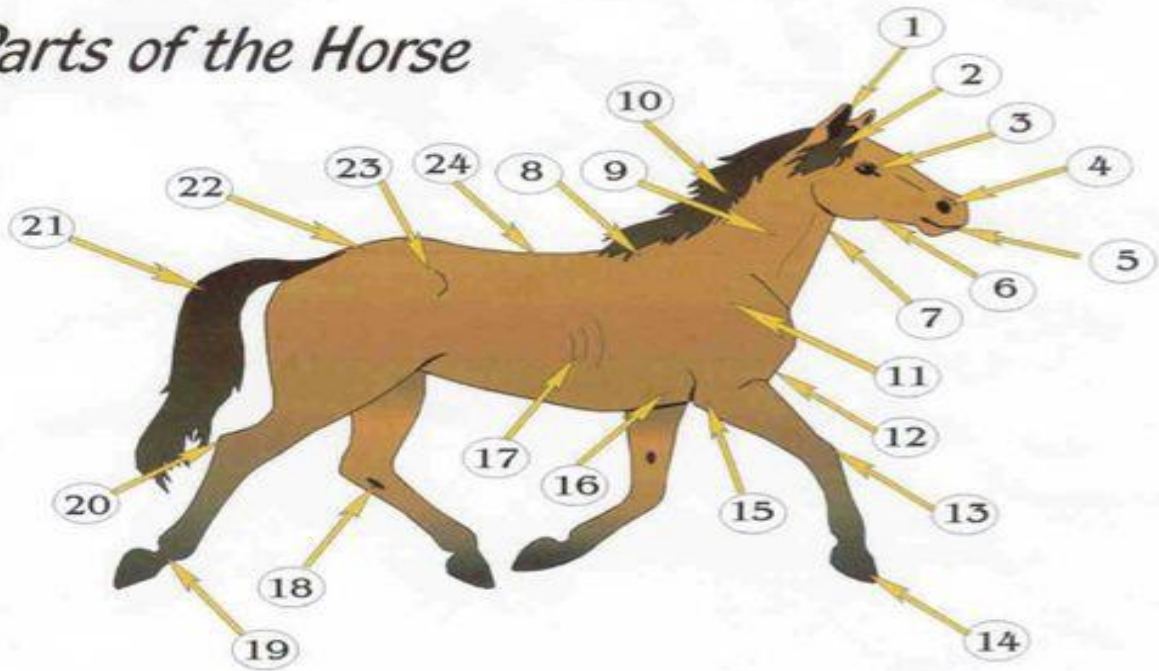
- $96 + 16 = \underline{\quad}$  Purchasing a horse can be \_\_\_\_\_. But that's only the beginning! Caring for a horse for a year can cost even more than the purchase price! If you want a horse, be sure your family can afford proper care. Read on to see what you'll need to provide.
- $39 - 18 = \underline{\quad}$  Give 'em shelter! Horses need a safe, comfortable stable to protect them from bad weather. And remember, you'll have to remove \_\_\_\_\_ from their stall every day!
- $376 - 31 = \underline{\quad}$  Exercise time! Horses require plenty of room to move around. They need a safe, fenced \_\_\_\_\_ in which to exercise.
- $256 - 241 = \underline{\quad}$  Chow time! Horses need a regular \_\_\_\_\_ of food. They take two feedings of grain daily and nibble or graze throughout the day.
- $108 + 36 = \underline{\quad}$  The average horse eats about 20 \_\_\_\_\_ of food a day.
- $78 + 498 = \underline{\quad}$  Is there a doctor for the horse? Horses need regular \_\_\_\_\_ and dental care. Veterinarians may also be needed to provide emergency medical care. Some problems could cost thousands of dollars to treat.
- $29 - 21 = \underline{\quad}$  Feet first! A farrier (blacksmith) needs to care for your horse's \_\_\_\_\_ every six to eight weeks.
- $85 - 15 = \underline{\quad}$  A job for all seasons! Caring for a horse takes a great deal of time, money, and commitment. Someone will need to see to your horse's needs 365 days a year—in good \_\_\_\_\_ and bad.
- $587 - 195 = \underline{\quad}$  A friend for life! With \_\_\_\_\_ care, a horse can live 35 years or more.



Reproducible: Permission granted to classroom teachers to duplicate for classroom use. Reproduction by others for any purpose is prohibited without written permission from Humane Society Youth, www.humanesociety.org/youth.

- 9:29 | Homeschool Pop | Horse Facts for Kids
  - <https://www.youtube.com/watch?v=Hxm56tAENx0>

## Parts of the Horse



*Match the number with the part.*

- |            |              |              |
|------------|--------------|--------------|
| ___ Ears   | ___ Eye      | ___ Nostril  |
| ___ Neck   | ___ Withers  | ___ Shoulder |
| ___ Ribs   | ___ Girth    | ___ Chest    |
| ___ Hock   | ___ Elbow    | ___ Muzzle   |
| ___ Throat | ___ Pastern  | ___ Hip      |
| ___ Jaw    | ___ Forelock | ___ Mane     |
| ___ Back   | ___ Croup    | ___ Tail     |
| ___ Knee   | ___ Hoof     | ___ Chestnut |

- 14:14 | Blippi- Educational Videos for Kids | Horses for Children-Learn Farm Animals for Kids. The Horse Song from Blippi
  - <https://www.youtube.com/watch?v=QJVWEJaXFX4>

○

## Word Unscramble

Unscramble each word. Write the correct word on the line.



aefmel \_\_\_\_\_

oplgla \_\_\_\_\_

olsaf \_\_\_\_\_

oehs \_\_\_\_\_

rmea \_\_\_\_\_

ghieht \_\_\_\_\_



lrorsc \_\_\_\_\_

ldedas \_\_\_\_\_

- 4:40 | Kiddopedia | Horse Facts for Kids- Learn about horses for children & horse information | Kiddopedia

# Cryptogram

Can you figure out what the message says?

A	B	C	D	E	F	G	H	I	J	K	L	M	N	O	P	Q	R	S	T	U	V	W	X	Y	Z
											23								3	13		1			15

$\frac{S}{9} \frac{T}{6} \frac{S}{3} \frac{T}{13}$      $\frac{S}{24} \frac{S}{6} \frac{S}{5} \frac{S}{3} \frac{S}{16} \frac{S}{3}$      $\frac{L}{23} \frac{V}{12} \frac{L}{1} \frac{V}{16}$      $\frac{T}{13} \frac{T}{6}$



$\frac{T}{26} \frac{T}{16}$      $\frac{T}{13} \frac{T}{7} \frac{T}{16} \frac{T}{4} \frac{T}{13} \frac{T}{15}$

$\frac{T}{13} \frac{T}{6}$      $\frac{T}{13} \frac{T}{24} \frac{T}{12} \frac{T}{5} \frac{T}{13} \frac{T}{15}$

$\frac{Y}{15} \frac{Y}{16} \frac{Y}{11} \frac{Y}{5} \frac{S}{3}$      $\frac{L}{6} \frac{L}{23} \frac{L}{17}$      $\frac{S}{3} \frac{S}{6} \frac{S}{9} \frac{S}{16}$

$\frac{Y}{9} \frac{Y}{11} \frac{Y}{15}$      $\frac{V}{16} \frac{V}{1} \frac{V}{16} \frac{V}{4}$

$\frac{L}{23} \frac{V}{12} \frac{V}{1} \frac{V}{16}$      $\frac{T}{13} \frac{T}{6}$      $\frac{T}{26} \frac{T}{16}$      $\frac{T}{18} \frac{T}{6} \frac{T}{5} \frac{T}{13} \frac{T}{15}$




$\frac{Y}{15} \frac{Y}{16} \frac{Y}{11} \frac{Y}{5} \frac{S}{3}$      $\frac{L}{6} \frac{L}{23} \frac{L}{17}$

# Criss Cross

Fit the words into the squares.

saddle	stirrup	horn	gait
chewing	fastest	harness	ancient



# Search For Words

Find and circle the words. They run right to left, left to right, bottom to top, top to bottom, and diagonally top to bottom or bottom to top.

mammal	wild	sports	canter	teeth	grind
racing	herd	harness	neck	girth	legs



A large yellow-bordered box containing a 15x15 grid of letters for a word search. The grid is as follows:

J	M	Y	J	L	X	K	R	O	H	W	S	P	U	C
F	S	Q	Z	I	A	E	B	R	Y	S	N	R	U	C
V	L	G	J	D	T	M	J	J	T	T	B	S	G	T
R	A	C	I	N	G	P	M	V	V	R	F	T	B	J
I	N	S	A	W	W	B	P	A	X	O	G	V	E	Q
W	Y	C	A	S	C	Z	Z	X	M	P	R	P	U	A
R	T	Y	Z	V	M	L	K	B	Q	S	I	U	K	I
I	E	W	F	C	C	T	D	A	L	Q	N	Z	Z	X
L	I	V	S	D	Z	G	E	R	T	R	D	N	N	M
U	L	C	A	J	I	F	N	E	E	R	X	H	K	C
S	X	T	W	R	K	G	R	C	T	H	U	Y	M	K
O	C	G	T	S	S	E	N	R	A	H	W	P	K	C
G	N	H	Y	G	A	U	S	A	T	D	L	I	W	E
U	O	I	E	S	U	C	F	X	Y	V	R	T	X	N
P	V	L	D	G	L	B	J	Z	Z	B	R	P	Y	H

Copyright©2014 The Joy of Learning

- 6:05 | MashupZone | Funny Horse Videos-Try Not To Laugh [BEST OF]
  - <https://www.youtube.com/watch?v=mu5vRI13bGc>



**Option A6: Chickens!**

Name: \_\_\_\_\_

bill	comb	feathers	wattle	feet
------	------	----------	--------	------

TEACH4SUCCESS (LLC)

- 6:17 | 7ESL Learning English | Different Chicken Parts, Duck Body Parts, Parts of a Bird and Parts of a Bee with Pictures
  - [Different Chicken Parts, Duck Body Parts, Parts of a Bird and Parts of a Bee with Pictures - YouTube](#)

Name: \_\_\_\_\_

**1**-orange

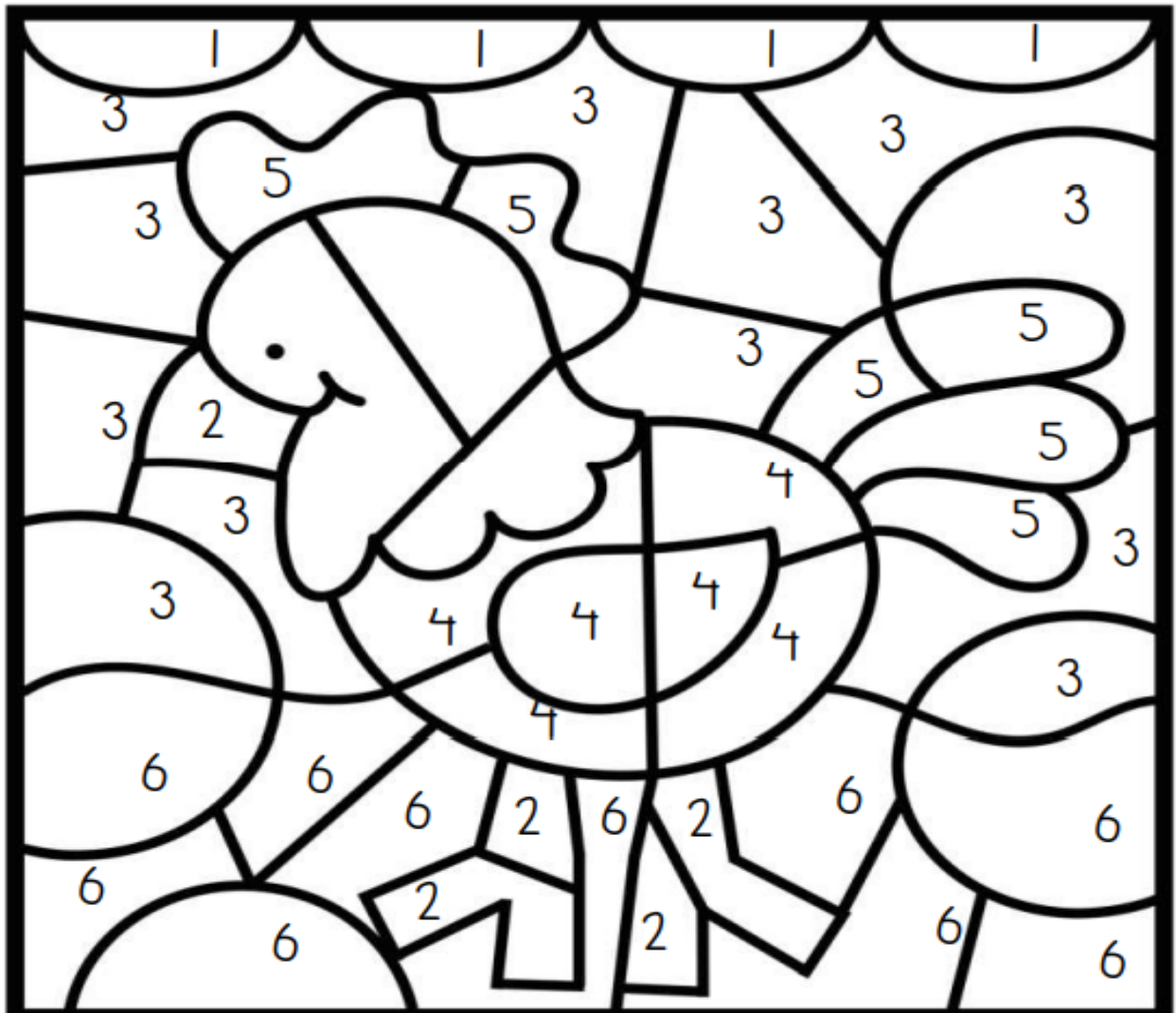
**2**-yellow

**3**-blue

**4**-brown

**5**-red


**6**-green



TEACH4SUCCESS (LLC)

- 5:47 | Art for Kids Hub | How To Draw A Chicken
  - [How To Draw A Chicken - YouTube](#)

**Directions:** Watch a video on the chicken's life cycle then label each stage.



- 2:47 | Kids Learning Videos | Chickens! Learn about Chickens for Kids
  - [Chickens! Learn about Chickens for Kids - YouTube](#)
- 2:48 | The Techy educator | Life Cycle of a Chicken animation for Kids
  - [Life Cycle of a Chicken animation for kids - YouTube](#)
- 9:05 | Butterfly Garden Preschool | Chicken | Life Cycle | Egg To Chicken | Science | Preschool | Read Aloud | Story
  - [Chicken | Life Cycle | Egg To Chicken | Science | Preschool | Read Aloud | Story - YouTube](#)

Name: \_\_\_\_\_

chicken life cycle:

h	a	t	c	h	i	n	g	
o	y	w	e	s	z	c	b	q
e	l	o	s	s	o	m	s	a
g	l	o	c	h	i	c	k	d
g	x	s	e	e	d	s	o	k
s	u	d	r	w	q	k	h	l
e	e	c	h	i	c	k	e	n

eggs hatchling

chick chicken




TEACH4SUCCESS (LLC)

- 4:03 | Kids Learning Videos | Chickens! Ultimate Chicken Facts and Interactive Chicken Games
  - [Chickens! Ultimate Chicken Facts and Interactive Chicken Games for Preschoolers and Toddlers - YouTube](#)

# Parts of a Chicken

Color and label the parts of a chicken.



Use each word only once:

beak  
eye  
toes

breast  
hock  
vent

comb  
shanks  
wattles

ear lobe  
shoulder






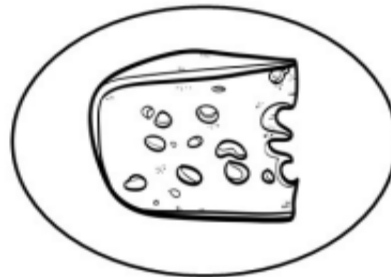
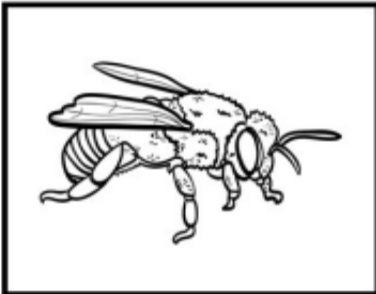
- 10:28 | University of Maryland Extension Western Cluster | Video 7 Parts of a Chicken
  - [Video 7 Parts of a Chicken - YouTube](#)

Name: \_\_\_\_\_

# From farm to table

## Where does it come from?

Draw a line between the animal and the food it produces.



Name: \_\_\_\_\_

# WORD SCRAMBLE

geg laads \_\_\_\_\_

oykl \_\_\_\_\_

dbacsrml \_\_\_\_\_

nkhecic \_\_\_\_\_

leslh \_\_\_\_\_


dloeib \_\_\_\_\_

eiwth \_\_\_\_\_

kcacr \_\_\_\_\_

## WORD BANK


scrambled    chicken  
shell        yolk  
egg salad    crack  
white        boiled



- 2:20 | Looi TV | Chicken Dance Song\_ Looi TV, fun for Kids
  - [Chicken Dance Song - Looi TV, fun for kids - YouTube](#)


Name: \_\_\_\_\_

# Word Search



e	g	p	t	n	q	r	h	e	n	a	a	v
g	b	h	g	q	b	k	l	m	o	k	r	t
b	o	i	l	e	d	p	n	t	d	u	c	o
v	c	e	y	e	y	o	l	k	n	c	y	z
u	c	a	p	g	s	m	f	w	a	s	y	y
t	a	g	f	h	c	e	t	q	k	h	e	c
z	c	p	z	w	r	o	o	s	t	e	r	b
v	h	g	v	j	a	x	e	g	g	l	p	a
e	i	p	s	e	m	e	p	e	i	l	h	y
o	c	m	n	s	b	a	p	f	d	u	w	j
j	k	a	m	a	l	n	s	y	d	v	h	j
l	e	o	w	l	e	o	y	e	z	t	i	e
l	n	m	y	a	d	s	w	i	o	r	t	v
t	a	x	s	d	x	b	f	s	n	v	e	w
y	i	s	n	u	k	e	l	p	p	q	p	x
t	h	p	d	n	t	i	c	r	a	c	k	e

boiled  
chicken  
crack  
egg  
hen  
rooster  
salad  
scrambled  
shell  
white  
yolk



- 5:39 | The Teacher's Library | My Life as a Chicken
  - [My Life as a Chicken - YouTube](#)



## Spring into Adding and Subtracting!

Answer the following math problems. Use the directions below to colour in the matching letter boxes.

If your answer is ...5 - Colour all of the letters **BLUE**

If your answer is 3 - Colour all of the letters **GREEN**

If your answer is ...10 - Colour all of the letters **YELLOW**

If your answer is 8 - Colour all of the letters **ORANGE**

a)  $5 + 5 =$  \_\_\_\_\_

b)  $10 - 2 =$  \_\_\_\_\_

c)  $4 + 4 =$  \_\_\_\_\_

d)  $7 + 3 =$  \_\_\_\_\_

e)  $2 + 8 =$  \_\_\_\_\_

f)  $10 - 5 =$  \_\_\_\_\_

g)  $9 - 6 =$  \_\_\_\_\_

h)  $2 + 3 =$  \_\_\_\_\_

i)  $9 + 1 =$  \_\_\_\_\_

j)  $9 - 4 =$  \_\_\_\_\_

k)  $4 + 6 =$  \_\_\_\_\_

l)  $8 + 2 =$  \_\_\_\_\_

m)  $8 - 3 =$  \_\_\_\_\_

n)  $10 - 2 =$  \_\_\_\_\_

o)  $2 + 3 =$  \_\_\_\_\_

f	h	j	m	o	j	h			f	h	o	h
j	f	m	o	h	j						m	m
	f	j	f	f								f
			m	j	m							o
			h	m	o	j					m	j
		f	h	j	j	h	o	j	m	f	j	f
j	o	j	o	h	o	m	f	j	h	f	o	j
f	m	j	j	a	k	e	j	m	o	h	j	m
f	h	h	i	d	e	a	d	f	f	m	h	j
o	j	g	k	f	d	i	l	e	o	f	o	o
f	j	h	l	d	e	a	e	j	f	h	o	h
j	f	j	m	a	a	k	i	e	j	m	f	h
h	o	o	o	j	i	l	d	i	k	l	k	j
o	h	m	j	o	d	e	i	a	i	e	l	m
j	g	h	j	m	l	k	i	d	e	k	m	o
g	l	g	h	g	o	a	e	k	a	m	f	j
m	g	c	g	k	g	m	o	g	h	j	j	o
o	m	b	o	g	f	h	g	g	m	j	o	j
b	c	n	c	c	b	b	b	c	b	n	b	c
b	n	c	n	b	n	n	b	b	n	b	b	n

**April 18<sup>th</sup> is Velociraptor Awareness Day!**




### **Option B: HF|LF Velociraptor Awareness Day**

- **HF|LF|3:40** | Learning Toolkit | VELOCIRAPTOR FACTS! | Fun & Educational | Dinosaurs For Kids | Best Dinosaur Facts
  - [VELOCIRAPTOR FACTS! | Fun & Educational | Dinosaurs For Kids | Best Dinosaur Facts - YouTube](#)
- **HF|LF|2:05** | 10 Facts About Velociraptor (Dinosaurs for Kids)- raptor
  - [10 Facts About Velociraptor \(Dinosaurs for Kids\) - raptor - YouTube](#)
- **LF|14:25** | Dinosaur-I'm A Dinosaur | Lets Learn Facts on Velociraptor | Funny Educational Dinosaur Cartoons for Kids by I'm A Dinosaur
  - [Lets Learn Facts on Velociraptor | Funny Educational Dinosaur Cartoons for Kids by I'm A Dinosaur - YouTube](#)
- **HF|7:53** | DangerVille | What Did The Velociraptor REALLY Look Like?
  - [What Did The Velociraptor REALLY Look Like? - YouTube](#)

**AEC Remote Services | Functional Academics | 04.19.21-04.30.21**

Thank you for participating in AEC remote services



- 6:00 | TCES First Grade | Ms Schmitz reads Velociraptor
  - [Ms Schmitz reads Velociraptor - YouTube](#)

Name \_\_\_\_\_

# Matching Dinosaurs

Directions: Draw lines to match the dinosaurs.







A Planning Partner product. © 2018 by Amy Heston

- 4:03 | amandpmstorytime | RAPPY The RAPTOR | Book Read Aloud For Children
  - [RAPPY The RAPTOR](#)  Book Read Aloud For Children - YouTube


Name \_\_\_\_\_

# Dinosaur Counting

Directions: Fill in the correct circle. Color the pictures.

	<input type="radio"/> 1 <input type="radio"/> 2 <input type="radio"/> 3		<input type="radio"/> 4 <input type="radio"/> 5 <input type="radio"/> 6
	<input type="radio"/> 1 <input type="radio"/> 2 <input type="radio"/> 3		<input type="radio"/> 4 <input type="radio"/> 5 <input type="radio"/> 6
	<input type="radio"/> 1 <input type="radio"/> 2 <input type="radio"/> 3		<input type="radio"/> 4 <input type="radio"/> 5 <input type="radio"/> 6

- :30|Rubber Ducky| Velociraptor for Kids- Dinosaurs for Kids
  - [Velociraptor for kids - Dinosaurs for Kids - YouTube](#)



- 14:09 | Art for Kids Hub | How To Draw A Velociraptor
  - [How To Draw A Velociraptor - YouTube](#)

**Directions:** Create a short story about what you would do if you had a pet dinosaur, what kind would you pick? Would you walk it? Ride it?

**NAME:** \_\_\_\_\_ **Date:** \_\_\_\_\_



# If I had a pet dinosaur...

\_\_\_\_\_

\_\_\_\_\_

\_\_\_\_\_

\_\_\_\_\_

\_\_\_\_\_

\_\_\_\_\_

\_\_\_\_\_

\_\_\_\_\_

\_\_\_\_\_

\_\_\_\_\_

\_\_\_\_\_

\_\_\_\_\_

\_\_\_\_\_

\_\_\_\_\_

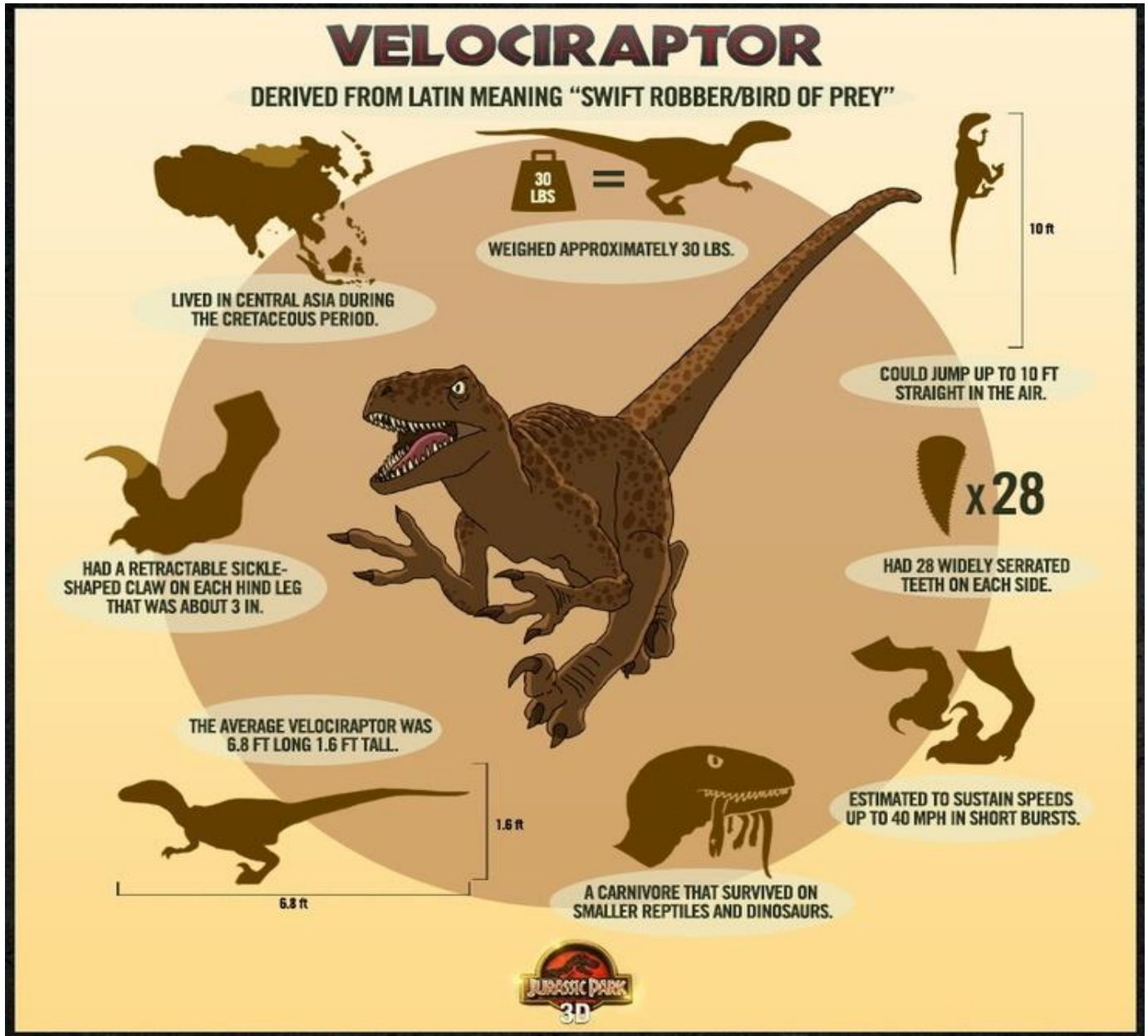
\_\_\_\_\_

\_\_\_\_\_

\_\_\_\_\_

\_\_\_\_\_

- 5:08 | Storytime Anytime | Pete the Cat: Cavecat Pete- Kids Books Read Aloud
  - [Pete the Cat: Cavecat Pete - Kids Books Read Aloud - YouTube](#)
- 3:50 | StoryTimeMomShy | Dinosaur Pet
  - [Dinosaur Pet - YouTube](#)
- 3:37 | Books with Blue | If You Happen To Have A Dinosaur children’s book read aloud by Books with Blue w/ sound effects
  - [If You Happen To Have A Dinosaur children's book read aloud by Books with Blue w/ sound effects - YouTube](#)



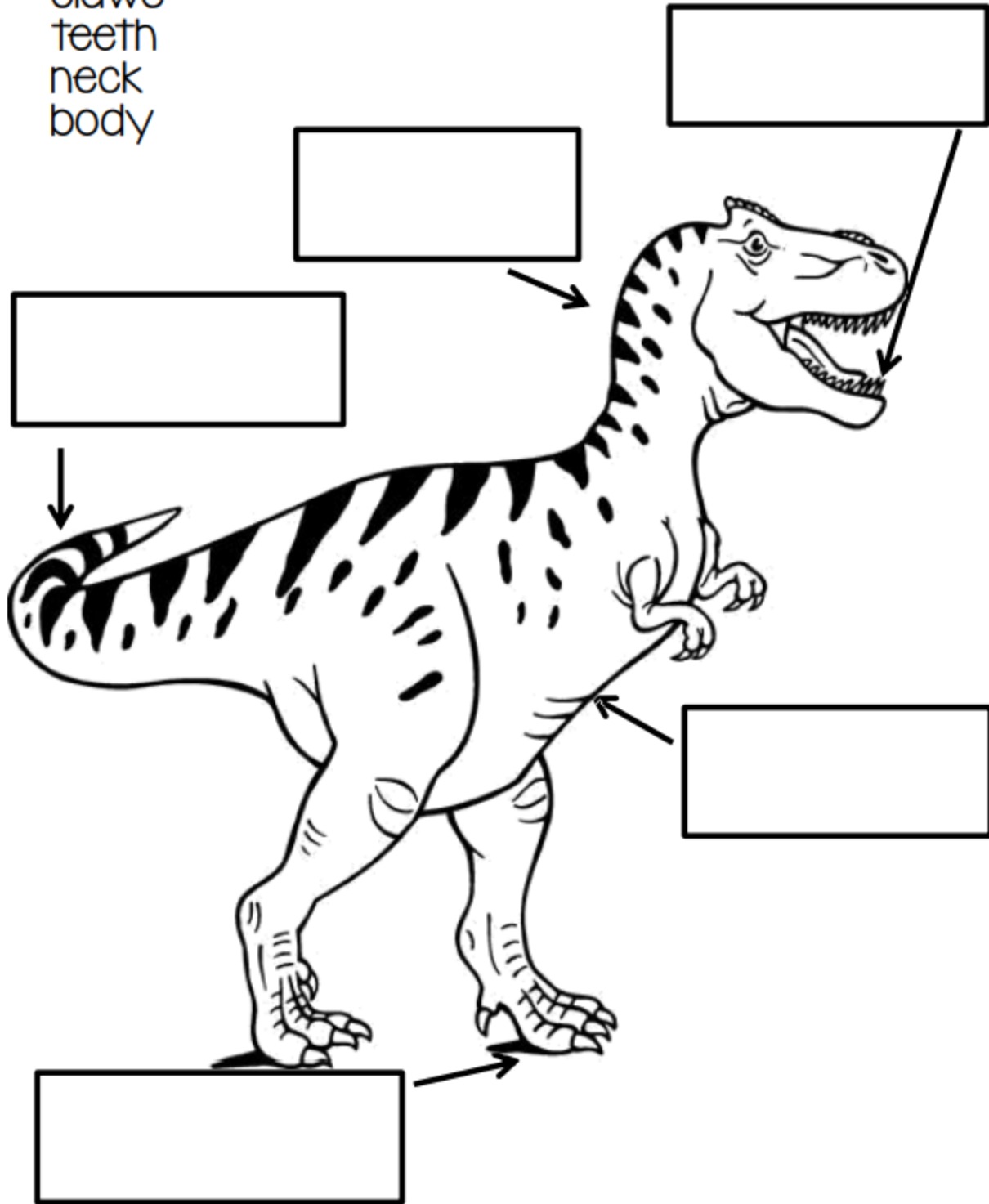
- 3:40 | Learning Toolkit | VELOCIRAPTOR FACTS! Fun & Educational | Dinosaurs For Kids | Best Dinosaur Facts
  - [VELOCIRAPTOR FACTS! | Fun & Educational | Dinosaurs For Kids | Best Dinosaur Facts - YouTube](#)
- 8:42 | Hey! Guess What | 10 Facts about Velociraptor for Kids Documentary | Dinosaur Videos For Kids
  - [10 Facts about Velociraptor for Kids Documentary | Dinosaur Videos For Kids - YouTube](#)



Name: \_\_\_\_\_

Word Bank

- tail
- claws
- teeth
- neck
- body



Name: \_\_\_\_\_



or



Tyrannosaurus Rex

Triceratops

In my opinion, \_\_\_\_\_ are  
the best because \_\_\_\_\_

\_\_\_\_\_

\_\_\_\_\_

\_\_\_\_\_

\_\_\_\_\_

- 4:54 | Learning Toolkit | T-REX FACTS! | Fun & Educational | Dinosaurs For Kids | Best Dinosaur Facts
  - [T-REX FACTS! | Fun & Educational | Dinosaurs For Kids | Best Dinosaur Facts - YouTube](#)
- 4:52 | Learning Toolkit | TRICERATOPS FACTS! | Fun & Educational | Dinosaurs For Kids | Best Dinosaur Facts
  - [TRICERATOPS FACTS! | Fun & Educational | Dinosaurs For Kids | Best Dinosaur Facts - YouTube](#)



- 14:09 | Art for Kids Hub | How To Draw A Velociraptor
  - [How To Draw A Velociraptor - YouTube](#)
- 8:34 | EasyPicturesToDraw | How to Draw Cute Velociraptor-Jurassic World- Easy Pictures to Draw
  - [How to Draw Cute Velociraptor - Jurassic World - Easy Pictures to Draw - YouTube](#)

Name \_\_\_\_\_

What do you call a dinosaur  
that doesn't give up?



Solve each box. Use the letters to answer the riddle at the bottom of the page.

a $\begin{array}{r} 11 \\ -6 \\ \hline \end{array}$	e $\begin{array}{r} 8 \\ +2 \\ \hline \end{array}$	i $\begin{array}{r} 9 \\ +9 \\ \hline \end{array}$	o $\begin{array}{r} 8 \\ -8 \\ \hline \end{array}$	u $\begin{array}{r} 3 \\ +3 \\ \hline \end{array}$	y $\begin{array}{r} 12 \\ -9 \\ \hline \end{array}$
b $\begin{array}{r} 9 \\ +9 \\ \hline \end{array}$	c $\begin{array}{r} 8 \\ +5 \\ \hline \end{array}$	d $\begin{array}{r} 7 \\ +4 \\ \hline \end{array}$	f $\begin{array}{r} 4 \\ +8 \\ \hline \end{array}$	g $\begin{array}{r} 11 \\ -9 \\ \hline \end{array}$	h $\begin{array}{r} 6 \\ -2 \\ \hline \end{array}$
j $\begin{array}{r} 10 \\ -6 \\ \hline \end{array}$	k $\begin{array}{r} 6 \\ +5 \\ \hline \end{array}$	l $\begin{array}{r} 6 \\ +2 \\ \hline \end{array}$	m $\begin{array}{r} 5 \\ -3 \\ \hline \end{array}$	n $\begin{array}{r} 15 \\ -9 \\ \hline \end{array}$	p $\begin{array}{r} 2 \\ +7 \\ \hline \end{array}$
r $\begin{array}{r} 8 \\ -7 \\ \hline \end{array}$	s $\begin{array}{r} 9 \\ +8 \\ \hline \end{array}$	t $\begin{array}{r} 5 \\ +2 \\ \hline \end{array}$	v $\begin{array}{r} 11 \\ -3 \\ \hline \end{array}$	w $\begin{array}{r} 7 \\ +9 \\ \hline \end{array}$	x $\begin{array}{r} 5 \\ +9 \\ \hline \end{array}$

7 1 3

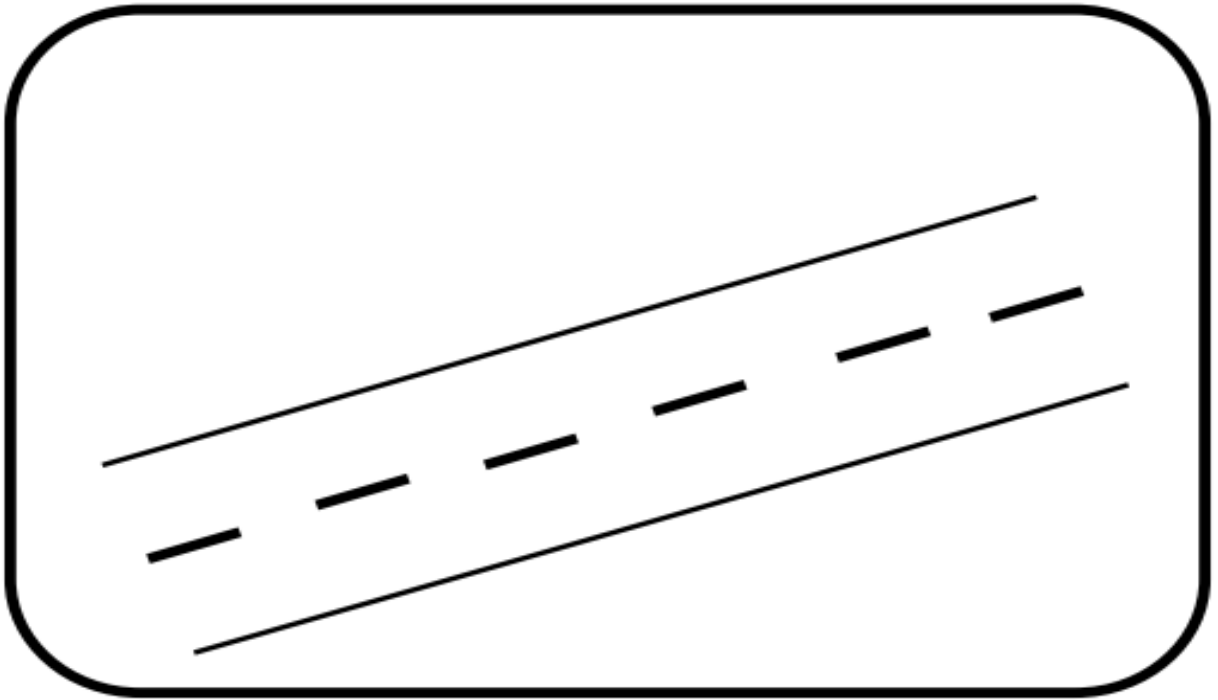
7 1 3

7 1 3

13 10 1 5 7 0 9 17

**Directions:** Create a story as to what you would do if you walked into a dinosaur, run?  
Or get to know it?

Name: \_\_\_\_\_



One day I was walking to the park when I saw this huge dinosaur standing in the middle of the road. \_\_\_\_\_

\_\_\_\_\_

\_\_\_\_\_

\_\_\_\_\_

\_\_\_\_\_

Name: \_\_\_\_\_  
Date: \_\_\_\_\_

Subject: Themes - Animals  
Sheet: Dinosaurs - Word unscramble

## Word Unscramble - Dinosaurs


All of these words are associated with dinosaurs. Unscramble the letters below and write the words correctly on the lines.



1. TNIXECT \_\_\_\_\_
2. SISOFL \_\_\_\_\_
3. RPEY \_\_\_\_\_
4. BVREHIROE \_\_\_\_\_
5. RNIVOCARE \_\_\_\_\_
6. TONLESKE \_\_\_\_\_
7. TORHISPREIC \_\_\_\_\_
8. TROPEDA \_\_\_\_\_
9. RUADINSO \_\_\_\_\_
10. NOVOLCA \_\_\_\_\_
11. TOFRNIPTO \_\_\_\_\_
12. SBNOE \_\_\_\_\_
13. EGTOSURUSAS \_\_\_\_\_
14. ELOCVTPRIAOR \_\_\_\_\_
15. SEGG \_\_\_\_\_

# DINOSAUR

## Word Hunt



- Bones
- Plants
- Dinosaur
- Plates
- Egg
- Fossil
- Spike
- Giant
- Tail
- Horn
- Raptor
- Extinct
- Roar
- Footprint
- Skeleton
- Teeth
- Huge
- Wing
- Jurassic



Name: \_\_\_\_\_  
Date: \_\_\_\_\_

Subject: Themes - Animals  
Sheet: Dinosaurs - Cloze exercise

## Cloze Exercise – Dinosaurs



Read the sentences below and fill in the missing words from the word bank.

1. It is believed that dinosaurs lived on Earth until around 65 \_\_\_\_\_ years ago.
2. Dinosaurs lived during a period of Earth's history called the \_\_\_\_\_ (middle life Era).
3. A person who studies dinosaurs is known as a \_\_\_\_\_.
4. The word dinosaur comes from the Greek language and means 'terrible \_\_\_\_\_'.
5. Dinosaurs that could run on two legs were called \_\_\_\_\_.
6. Like birds and reptiles today, dinosaurs built nests and laid \_\_\_\_\_.
7. The first dinosaurs were carnivores, or \_\_\_\_\_ eaters.
8. Pterodactyls are not dinosaurs, they were flying \_\_\_\_\_.
9. \_\_\_\_\_ are the reason we know so much about dinosaurs today.
10. \_\_\_\_\_ is the largest dinosaur skeleton to be mounted in a museum.
11. Triceratops had three \_\_\_\_\_ on its face.
12. Tyrannosaurus rex had tiny \_\_\_\_\_, each with two fingers.

Mesozoic	Brachiosaurus	horns	lizard
meat	paleontologist	reptiles	eggs
fossils	bipeds	million	arms



Name: \_\_\_\_\_

# The 3D Dinosaur Printer



Directions: Read the following passage, then answer the questions.

Jenna's science project was a sure thing that year. She'd lost two years in a row to Danielle. Danielle's mom was friends with the judges, so the odds were stacked against poor Jenna. That year, things were going to change.

Jenna built a 3D dinosaur printer. It took her five months, but she knew the judges were going to be blown away this time. Her invention was no regular 3D printer that only printed still-life creations. Hers could print real-life dinosaurs with stinking breath and oozing drool.

Jenna was all set up in the gym. She had butterflies in her stomach as she watched the judges walk around. Each student gave them a short presentation, the judges asked questions, and then anyone watching gave them a small clap. Jenna was next.

"Judges, I'd like to present the world's first dinosaur printer," she announced. "Say your favorite dinosaur, then I'll type it into my laptop. It 3D prints it right before your eyes."

"Brachiosaurus!" said one of the judges excitedly.

Jenna nodded with a smile. She began typing on her tablet computer. The printer began making printing sounds. Everything was going great.

"It takes a minute to start," said Jenna. "Any questions?"

Before the judges could open their mouths, there was a sudden spark. The printer started smoking. An alarm sounded from the laptop. The printer started printing feet, but they weren't the right ones. A minute later, a Velociraptor came to life in the gym. Everyone ran for their lives. As Jenna ran with them, a judge handed her the first-place ribbon.

1) Why did Jenna need to win?

---

---

---

2) What was different about Jenna's printer?

---

---

---

3) What happened during the presentation?

---

---

---

4) What advice would you give Jenna for next time?

---

---

---




### **Option C: HF|LF Earth Day!**


- **HF|LF|5:44** | Homeschool Pop | Earth Day for Kids
  - <https://www.youtube.com/watch?v=yl3zgcL0Tv8>
- **HF|LF|17:52** | SciShow Kids | Happy Earth Day
  - <https://www.youtube.com/watch?v=PePymheJcbc>
- **HF|LF| 5:09** | PE with Coach Smith | Celebrating EARTH DAY This or That Brain Break Activity
  - <https://www.youtube.com/watch?v=QDdnPD6M7l4>
- **HF|LF|** Happy Cultivated | IT'S EARTH DAY Story For Kids | Earth Day Books for Kids | Children's Books Read
  - <https://www.youtube.com/watch?v=GqM-U5dCsQ>


Name: \_\_\_\_\_


Date: \_\_\_\_\_


**Word Bank**

Ear \_\_\_\_\_ 


\_\_\_\_\_ecycle 


j\_\_\_\_\_g 


\_\_\_\_\_ottle 


\_\_\_\_\_arton 


plan\_\_\_\_\_ 

\_\_\_\_\_ree 

flowe\_\_\_\_\_ 

ocea\_\_\_\_\_ 

plane\_\_\_\_\_ 

\_\_\_\_\_eed 

© 2014 Emily Ames



# Earth Day Fill-in & Find

Directions: look at the pictures & fill-in the first, vowel or end sound. Find each word in the puzzle.

f	c	a	r	t	o	n	r
l	p	e	o	j	u	g	e
o	l	a	c	t	p	s	c
w	a	r	e	r	l	e	y
e	n	t	a	e	a	e	c
r	e	h	n	e	n	d	l
t	t	b	o	t	t	l	e

- 3:40| Patty Shukla Kids TV-Children's songs| Earth Day Children Song| Plant a Tree| Science| Patty Shukla
  - <https://www.youtube.com/watch?v=6wAJ8vuhLGA>
- 8:46| Socratic Kids| Earth Day for Kids| 5 Things Kids Can Do to Help Mother Earth
  - <https://www.youtube.com/watch?v=g0OwMlIrVwA>


Name \_\_\_\_\_ Date \_\_\_\_\_

# Earth Day

Place the words from your Word List below, in alphabetical order


## ABC Order

1. \_\_\_\_\_
2. \_\_\_\_\_
3. \_\_\_\_\_
4. \_\_\_\_\_
5. \_\_\_\_\_
6. \_\_\_\_\_
7. \_\_\_\_\_
8. \_\_\_\_\_
9. \_\_\_\_\_
10. \_\_\_\_\_



**Word List**

- recycle
- energy
- reduce
- trees
- reuse
- conserve
- compost
- litter
- solar
- plant



Pick 2 words from your list to write a sentence.

\_\_\_\_\_

\_\_\_\_\_

- 5:00 | Compostinghome | Composting for Kids With Peppa Pig
  - <https://www.youtube.com/watch?v=8PEIbErayZg>
- 6:42 | SciShow Kids | How Compost Is Made: A Field Trip!
  - <https://www.youtube.com/watch?v=26IO95Xt5WU>

Name: \_\_\_\_\_

# I Can Help the **EARTH!**

**Directions:** Fill out the chart. If you have more ideas, write them on the back of this page.



**3** items I can recycle

\*

\_\_\_\_\_

\*

\_\_\_\_\_

\*

\_\_\_\_\_

**2** items I can reuse



\*

\_\_\_\_\_

\*

\_\_\_\_\_

**1** way I can reduce



\*

\_\_\_\_\_

- 1:17 | The Kiboomers- Kids Music Channel | Reduce Reuse Recycle Song for Kids | Earth Day Song Children | The Kiboomers
  - <https://www.youtube.com/watch?v=AOvcW8l3RzE>

# Solve the Earth Code !!

Name : \_\_\_\_\_ Date: \_\_\_\_\_

$3+3=$  \_\_\_\_\_ **L**      $1+4=$  \_\_\_\_\_ **N**      $2+2=$  \_\_\_\_\_ **R**

$1+2=$  \_\_\_\_\_ **P**      $1+1=$  \_\_\_\_\_ **E**      $1+0=$  \_\_\_\_\_ **T**

$0+0=$  \_\_\_\_\_ **A**

\_\_\_\_\_

3   6   0   5   1

\_\_\_\_\_

0   1   4   2   2



happyteacherhappykids.com 2013

- 2:11 | Help Teaching | Reduce, Reuse, Recycle | Science Lesson for Kids
  - [https://www.youtube.com/watch?v=qmn5WtiY\\_rc](https://www.youtube.com/watch?v=qmn5WtiY_rc)

Mixed Addition to 20

What did the tree wear to the pool party?



b $\begin{array}{r} 6 \\ + 2 \\ \hline \end{array}$	f $\begin{array}{r} 3 \\ + 3 \\ \hline \end{array}$	g $\begin{array}{r} 10 \\ + 5 \\ \hline \end{array}$	n $\begin{array}{r} 2 \\ + 1 \\ \hline \end{array}$	k $\begin{array}{r} 9 \\ + 8 \\ \hline \end{array}$
a $\begin{array}{r} 7 \\ + 4 \\ \hline \end{array}$	e $\begin{array}{r} 1 \\ + 0 \\ \hline \end{array}$	i $\begin{array}{r} 8 \\ + 5 \\ \hline \end{array}$	o $\begin{array}{r} 6 \\ + 3 \\ \hline \end{array}$	u $\begin{array}{r} 2 \\ + 2 \\ \hline \end{array}$
t $\begin{array}{r} 10 \\ + 6 \\ \hline \end{array}$	w $\begin{array}{r} 1 \\ + 1 \\ \hline \end{array}$	x $\begin{array}{r} 13 \\ + 5 \\ \hline \end{array}$	y $\begin{array}{r} 0 \\ + 0 \\ \hline \end{array}$	m $\begin{array}{r} 12 \\ + 7 \\ \hline \end{array}$
l $\begin{array}{r} 8 \\ + 6 \\ \hline \end{array}$	s $\begin{array}{r} 4 \\ + 3 \\ \hline \end{array}$	p $\begin{array}{r} 9 \\ + 3 \\ \hline \end{array}$	q $\begin{array}{r} 4 \\ + 1 \\ \hline \end{array}$	r $\begin{array}{r} 5 \\ + 5 \\ \hline \end{array}$

7 2 13 19 19 13 3 15 16 10 4 3 17 7

# Solve the Earth Code 3!

Name : \_\_\_\_\_ Date: \_\_\_\_\_

$9+7=$  \_\_\_\_\_ **F**       $7+8=$  \_\_\_\_\_ **H**       $11+8=$  \_\_\_\_\_ **T**

$13+4=$  \_\_\_\_\_ **O**       $12+8=$  \_\_\_\_\_ **L**       $18+5=$  \_\_\_\_\_ **K**


$9+9=$  \_\_\_\_\_ **R**       $16+6=$  \_\_\_\_\_ **E**       $19+5=$  \_\_\_\_\_ **C**

$17+4=$  \_\_\_\_\_ **P**       $7+7=$  \_\_\_\_\_ **A**       $18+7=$  \_\_\_\_\_ **!**

15    22    20    21    19    14    23    22

24    14    18    22    17    16    19    15    22

22    14    18    19    15    25





Two Digit Addition without regrouping




How do trees  
access the internet?

b $\begin{array}{r} 16 \\ + 12 \\ \hline \end{array}$	h $\begin{array}{r} 30 \\ + 15 \\ \hline \end{array}$	g $\begin{array}{r} 62 \\ + 25 \\ \hline \end{array}$	r $\begin{array}{r} 87 \\ + 10 \\ \hline \end{array}$	k $\begin{array}{r} 23 \\ + 11 \\ \hline \end{array}$
a $\begin{array}{r} 44 \\ + 4 \\ \hline \end{array}$	e $\begin{array}{r} 24 \\ + 33 \\ \hline \end{array}$	i $\begin{array}{r} 11 \\ + 11 \\ \hline \end{array}$	o $\begin{array}{r} 89 \\ + 10 \\ \hline \end{array}$	u $\begin{array}{r} 32 \\ + 20 \\ \hline \end{array}$
t $\begin{array}{r} 10 \\ + 26 \\ \hline \end{array}$	w $\begin{array}{r} 51 \\ + 30 \\ \hline \end{array}$	x $\begin{array}{r} 18 \\ + 51 \\ \hline \end{array}$	y $\begin{array}{r} 30 \\ + 30 \\ \hline \end{array}$	m $\begin{array}{r} 12 \\ + 7 \\ \hline \end{array}$
l $\begin{array}{r} 82 \\ + 16 \\ \hline \end{array}$	s $\begin{array}{r} 14 \\ + 13 \\ \hline \end{array}$	p $\begin{array}{r} 52 \\ + 20 \\ \hline \end{array}$	q $\begin{array}{r} 41 \\ + 8 \\ \hline \end{array}$	n $\begin{array}{r} 63 \\ + 15 \\ \hline \end{array}$

$\underline{\quad}$     $\underline{\quad}$     $\underline{\quad}$     $\underline{\quad}$   
  $\underline{\quad}$     $\underline{\quad}$     $\underline{\quad}$   
  $\underline{\quad}$     $\underline{\quad}$

36   45   57   60   98   99   87   99   78



**Dear Earth,**

**I promise to help you by ...**

---

---

---

---

---

---

*Love,*

---

© 2015 by K & K for Kinderfic

**I can take care of the Earth  
with my own two hands!**



**Here's How**

Write in the hands how you can take care of the earth

© Danielle Mastandrea

# Earth Day Word Search

Can you find all sixteen words?

reduce, reuse, recycle, planet, Earth, pollution, compost, flowers, tree, garbage, water, conserve, environment, green, April, ecology.

q	w	e	r	c	t	y	r	e	d	u	c	e	p
a	e	e	e	r	o	d	s	e	k	a	g	l	r
n	m	a	y	r	c	m	x	b	o	p	a	h	e
l	h	e	r	s	t	d	p	q	a	j	r	y	u
e	n	o	i	t	u	l	l	o	p	e	b	c	s
l	r	i	k	w	h	d	t	r	s	c	a	y	e
c	a	p	r	i	l	s	e	o	o	t	g	p	k
y	a	d	f	r	t	u	v	n	m	p	e	l	s
c	e	r	y	e	w	g	r	e	e	n	c	k	r
e	y	g	o	l	o	c	e	p	o	l	t	r	e
r	r	b	g	p	m	i	s	l	r	e	t	a	w
e	f	d	o	o	w	n	n	t	v	f	g	h	o
m	s	t	n	e	m	n	o	r	i	v	n	e	l
p	l	a	n	e	t	e	c	l	a	t	r	e	f





# Earth Day Making Words




Cut out the letters below and make as many real words as you can.

- |           |           |           |
|-----------|-----------|-----------|
| 1. _____  | 11. _____ | 21. _____ |
| 2. _____  | 12. _____ | 22. _____ |
| 3. _____  | 13. _____ | 23. _____ |
| 4. _____  | 14. _____ | 24. _____ |
| 5. _____  | 15. _____ | 25. _____ |
| 6. _____  | 16. _____ | 26. _____ |
| 7. _____  | 17. _____ | 27. _____ |
| 8. _____  | 18. _____ | 28. _____ |
| 9. _____  | 19. _____ | 29. _____ |
| 10. _____ | 20. _____ | 30. _____ |




1

# Prove It!




Earth Day (April 22) was created in 1970 by Gaylord Nelson, a U.S. senator from Wisconsin. He wanted to help people learn about and appreciate the Earth's environment. He wrote letters to many colleges and even put a special article in Scholastic Magazine to tell people about his idea for the special day.

 Why did Senator Nelson create Earth Day?

---

---

 How did he tell people about his idea?

---

---

©Mrs. Thompson's Treasures

- 5:34 | Peekaboo Kidz | Formation Of The Earth | Earth Day Special | How EARTH Was Formed? | Dr Binocs Show | Peekaboo Kidz
  - [https://www.youtube.com/watch?v=fJOJ4mbj0\\_o](https://www.youtube.com/watch?v=fJOJ4mbj0_o)
- 16:17 | Hey! Guess What | Earth Day Facts for kids | Learn How Earth Day Stops Pollution
  - <https://www.youtube.com/watch?v=USHYhOvoiLE>

2

# Prove It!



The average American creates more than four pounds of garbage per day. That is over 1,600 pounds in a year just from one person! Most of the waste we throw away is from food and the packages it comes in. In fact, almost half of all the food in the U.S. goes to waste, making 3,000 pounds of garbage per second.



What is the average amount of garbage a person makes in day?

---

---



Where does most waste come from?

---

---


©Mrs. Thompson's Treasures

- 1:57 | PBS KIDS | PBS LEARNING MEDIA | Earth Day PBS KIDS
  - <https://www.youtube.com/watch?v=YuhpygdNmcQ>
- 4:09 | PV Storytime | EARTH DAY EVERY DAY by Lisa Bullard and Xiao Xin-Earth Day Books for kids
  - <https://www.youtube.com/watch?v=qvdhsn-BFDI>
- 5:37 | GO WITH YOYO- Fitness Fun For Kids | Earth Day For Kids! Fitness Fun Exercises for Kids! Go with YoYo
  - <https://www.youtube.com/watch?v=UtjEJ2KemHA>

# The Three R's of Protecting the Earth

Write the definition of each of the given words.

name \_\_\_\_\_



Recycle means

---

---



Reduce means

---

---



Reuse means

---

---

©2019 First Grade Schoolhouse

- 3:39 | Happy Learning English | Reduce, Reuse and Recycle, to enjoy a better life | Educational Video for Kids
  - [https://www.youtube.com/watch?v=OasbYWF4\\_S8](https://www.youtube.com/watch?v=OasbYWF4_S8)
- 4:43 | Smile and Learn- English | Responsible Consumption for Kids- The 3R Principle: Reduce, Reuse and Recycle
  - <https://www.youtube.com/watch?v=TPG6E4nxtSw>

# The Three R's of Protecting the Earth

Use each word in a sentence.


name \_\_\_\_\_



Recycle

---

---



Reduce

---

---



Reuse

---

---

©2019 First Grade Schoolhouse

- 2:20 | The 3RS Of the Environment Learn About the 3Rs | Save The Planet Earth | Kids Songs
  - <https://www.youtube.com/watch?v=jsYmorct2H4>
- 17:52 | SciShow Kids | Happy Earth Day!
  - <https://www.youtube.com/watch?v=PePymheJcbc>



# What can I recycle and reduce? \_\_\_\_\_ name

Make a list of things that you can recycle. Make a list of things that you can reduce.

Things that I can Recycle	Things that I can Reduce
1.	1.
2.	2.
3.	3.
4.	4.
5.	5.
6.	6.



Draw a picture of one thing from each list.

--	--



- 4:21 | SciShow Kids | How Plastic Hurts the World
  - <https://www.youtube.com/watch?v=VUUUxOI715s>
- 4:56 | Kid Conservationist | Earth Day 2021 & Beyond | 8 Ways to Celebrate ( I bet you don't know the fact in #1
  - <https://www.youtube.com/watch?v=0Tuc9TxCtZA>
- 4:26 | Mrs. Rebecca's Read Aloud | I AM EARTH READ ALOUD by Rebecca and James McDonald
  - <https://www.youtube.com/watch?v=xZj5rdZ2oBw>

Name: \_\_\_\_\_

# COLOR BY NUMBER: DIVISION BASIC FACTS

Green: 8	Blue: 3, 11
Yellow: 5	Orange: 4
Pink: 7	Purple: 1, 2, 9, 12, 10, 6

Name \_\_\_\_\_

# Earth Day

Don't be mean, go green!  Don't be mean, go green!

1	2	3	4	5	6	7	8	9	10
11	12	13	14	15	16	17	18	19	20
21	22	23	24	25	26	27	28	29	30
31	32	33	34	35	36	37	38	39	40
41	42	43	44	45	46	47	48	49	50
51	52	53	54	55	56	57	58	59	60
61	62	63	64	65	66	67	68	69	70
71	72	73	74	75	76	77	78	79	80
81	82	83	84	85	86	87	88	89	90
91	92	93	94	95	96	97	98	99	100

Find the hidden picture in the hundreds chart by coloring in the numbers the correct color.

**Blue-** 4, 5, 13, 15, 16, 17, 18, 22, 25, 26, 27, 28, 29, 32, 33, 34, 35, 36, 39, 42, 43, 44, 45, 46, 47, 49, 52, 53, 54, 55, 56, 57, 58, 59, 63, 66, 67, 68, 74, 76, 77

**Purple-** 1, 2, 3, 8, 9, 10, 11, 12, 19, 20, 21, 30, 31, 40, 41, 50, 51, 60, 61, 62, 69, 70, 71, 72, 73, 78, 79, 80, 81, 82, 83, 84, 87, 88, 89, 90, 91, 92, 93, 98, 99, 100

**Brown-** 85, 86, 94, 95, 96, 97

**Green-** 6, 7, 14, 23, 24, 37, 38, 48, 64, 65, 75





1. Tell me about the best part of your day so far.
2. What's your favorite game to play?
3. What show are you currently watching?
4. Do you have any favorite songs you can recommend?
5. If you could be any animal, what would you be and why?
6. If you could be anywhere right now, where would you be and why?
7. If you could make three wishes, what would they be?
8. What's your favorite smell?
9. What's is the yuckiest thing you've smelled?
10. When was the last time you were silly? What did you do?
11. What would you do with a million dollars?
12. What do you like most about the weekend?
13. What is the best gift you have ever received? What made it special?
14. What is the longest walk you've ever taken?
15. What is your favorite ice cream?
16. What is your favorite thing to do with family?
17. What would you do if you did not have a TV?
18. What is your favorite food?
19. If you could re-name yourself, what would you like to be called? Why?
20. What is the best surprise you've ever had?
21. What is your favorite thing of the summer?
22. What is your favorite thing of the winter?
23. What is your favorite candy?
24. What is the funniest thing that ever happened to you?
25. What is the prettiest thing you've ever seen?

**AEC Remote Services | Functional Academics | 04.19.21-04.30.21**

Thank you for participating in AEC remote services

26. What is the best gift you have ever given someone, what made it special?
27. What do you think is beyond the stars?
28. What is your favorite restaurant? What is your favorite thing to order?
29. What makes you smile?
30. If you could have any animal as a pet which, would you choose?