



Adult Enrichment Center
1813 E Dyer Rd. Unit 411
Santa Ana, Ca. 92705



AEC Remote Services | Socialization | Monday-Friday 04.19.2021-04.30.2021

Thank you for participating in AEC remote services.


AEC Socialization

Today we will have different Spring options to choose from to just have fun and socialize! Who wants to have fun today? 😊

You will find curriculum separated by LF & HF



Instructional Guidance: Below you will find various types of Memory Videos and activities, explore your options, and most importantly have fun!



Option 1A: Memory Videos | YouTube



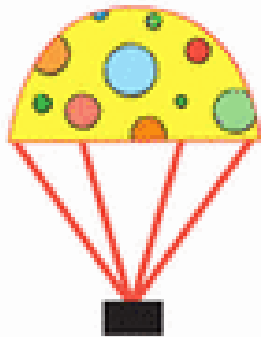
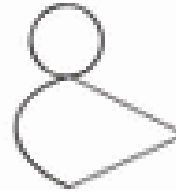

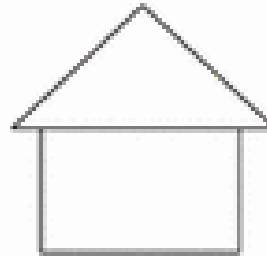

Share YouTube via Screen Sharing

1. Visual Memory Test | Train your memory | https://youtu.be/9o76FR-k_1M
2. Memory Test | How good is your memory? | <https://youtu.be/lpVcOHBWJY>
3. Which logo actually exists? | <https://youtu.be/l5wNel08clA>
4. Fruit guessing game for kids | <https://youtu.be/mVE9pYdwX-l>
5. Brain Booster Game Challenge | <https://youtu.be/H9Km9B-04tU>

Option 1B: Picture Memory Worksheet | LF

Travel Games : Remember And Draw

How to Play: Fold the paper in half or cut it on the dotted lines. Then ask the child to look at the colored pictures for a few minutes. Next ask him to complete the pictures by drawing the missing parts from memory.




Option 1C: Remember the Objects Worksheet | LF

NAME: _____

Remember The Objects!

First, look at the objects located in the top box. Then, cover up the top box and circle the objects you remember in the bottom box.



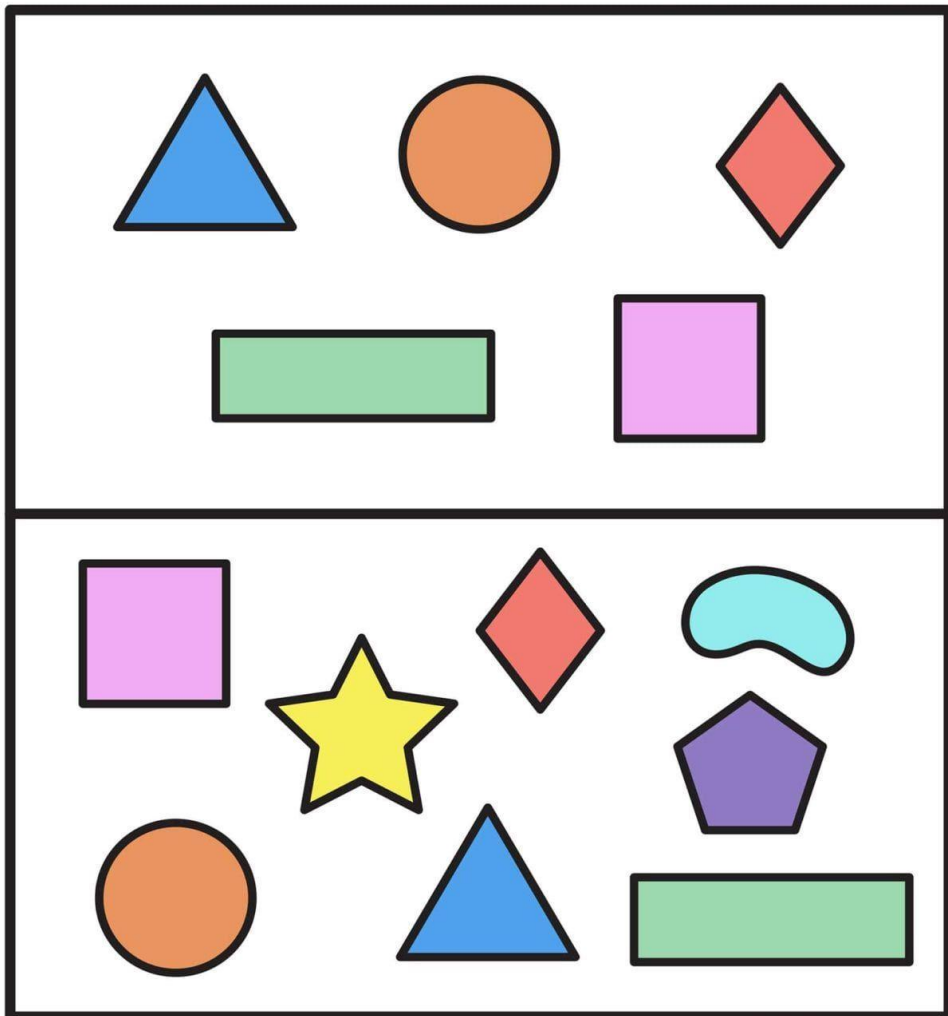
Option 1D: Remember the Shapes Worksheet | LF

CHICAGO OCCUPATIONAL THERAPY VISUAL MEMORY

NAME: _____

Remember The Shapes!

First, look at the shapes located in the top box. Then, cover up the top box and circle the shapes you remember in the bottom box.



Option 1E: Same or Different Worksheet | LF



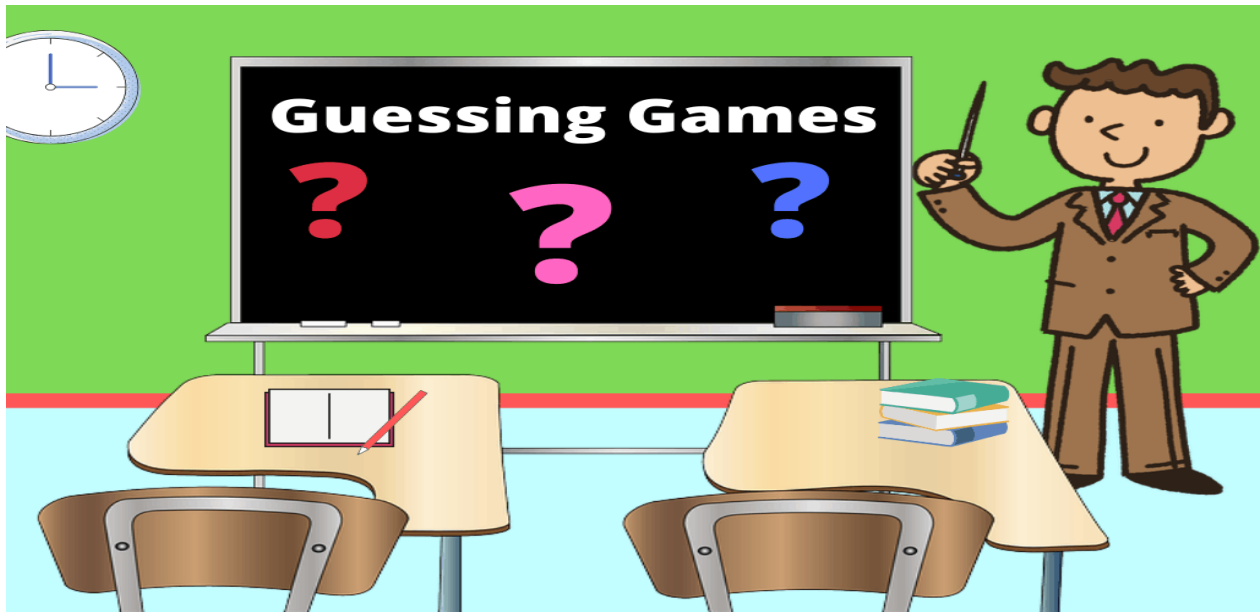
Same or Different Worksheet for Cognitive Therapy

Are both patterns the same?

1		
2		
3		
4		
5		
6		
7		
8		

Download Free Worksheets at
www.happyneuronpro.com

Socialization | Guessing Games | LF



Option 2A: Guessing Games | YouTube

Share YouTube via Screen Sharing

1. Guess the Picture for Kids | <https://youtu.be/Kffd0F1AYWU>
2. Can You Guess the Food by Emoji? | <https://youtu.be/IEDyHPaJSYQ>
3. Can You Guess the Marvel Superheroes Name by Emoji | <https://youtu.be/OAjvORGZWrg>
4. Fast Food Logo Quiz | <https://youtu.be/vtxE9LF3EAA>
5. Guess the Fast Food by the Emoji | <https://youtu.be/c62OWRZwfPE>


Option 2B: Guessing Practice Worksheet | LF

Guessing Practice

Playing guessing games will help your child start to learn how to make educated guesses and use process of elimination in a test-taking setting.

Parents and teachers: Choose one answer to be the "correct" answer. Then give your child three clues. Each clue must allow the child to cross off one "wrong" answer, until there is only one left!



1. What animal is most popular at the zoo?



2. Which sport do people like to play the most?



3. What type of food is best for horses?





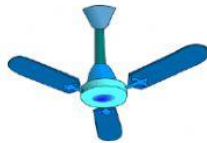






Option 2C: A Guessing Game Worksheet

A guessing game

Name: _____

Match the sentences with correct pictures (Drag and drop)




- | | | | | |
|----------------------------------|----------------------------|----------------------------|----------------------------|------------------------|
| She gives us milk. | They fly in the sky. | It is white. It quacks.. | It grows on a tree. | It has three blades. |
| It shines in the sky. It is hot. | They are small. They bite. | We cut vegetables with it. | It has a trunk and two big | It is green. It flies. |

Option 2D: Guessing Game Worksheet | LF

Guessing game

◆ listen carefully and drag the correct picture:


I am brown, I am round and small.	I have 4 wheels, I take people one place to another place.	I have 4 legs, i give you milk.	I have 2 sharp hands, I cut paper and clothes.
I am big, I am Yellow inside and Brown outside.	I have no legs, I can swim well.	You can eat me at your birthday party.	I am long, you can write with me.




Option 2E Let's order the Words Worksheet | LF

-Let's order the words.


BOUNCE LET'S . BALL A



RIDING . LIKE BIKE I A




BASKETBALL PLAY . LET'S



I . GAMES LIKE PLAYING



LET'S . FUN FOOTBALL. IT'S PLAY



I SEEK . LIKE HIDE AND PLAYING





Option 3A: What Happens Next Videos | LF

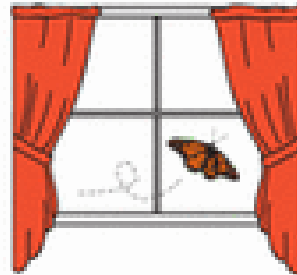
1. Sequencing Stories What Happens Next | <https://youtu.be/LxC9bgtPFWQ>
2. Fruity Frenzy! What Color comes next? | <https://youtu.be/Rfnr4J9DCp0>
3. Sesame Street: What Happens Next Machine | <https://youtu.be/cog2a3YeDMM>
4. Where is it? | <https://youtu.be/uDGwhiwvxXA>

Option 3B: What Happens Next Worksheet | LF

What Happens Next?

Read the story. Decide what might happen next.

Adi's mom asks Adi not to open the window. If he does, bugs might fly into the house. It's very hot inside. Adi opens the window just a little. Then sees a butterfly flying toward the window.



Draw a picture of what you think will happen next.

Write what you think will happen next.

Four sets of primary writing lines, each consisting of a solid top line, a dashed middle line, and a solid bottom line.

Option 3C: Write the Number to Sequence Actions Worksheet | LF

Write the number to sequence the actions.




Option 3D: Story Sequencing Worksheet | LF



Story Sequencing

Name: _____ Date: _____

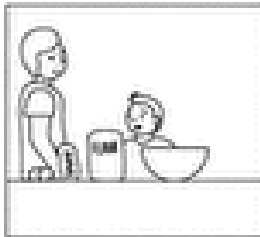

Look at each group of pictures and decide what happened. Fill in the bubble next to the best answer.



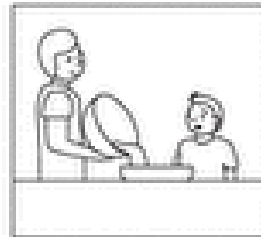
- The sun was shining on the farm.
- The farmer planted seeds and the seeds grew into plants.
- The farm is a fun place to work.



- The kids got out their bikes and went for a ride.
- The bikes were broken and the kids were sad.
- The kids were looking for their bikes.



- The boy and his dad are playing a game outside.
- The boy is eating a cake.
- The boy and his dad are making a cake.



Option 3E: At the Park Worksheet | LF


Name _____

At the Park

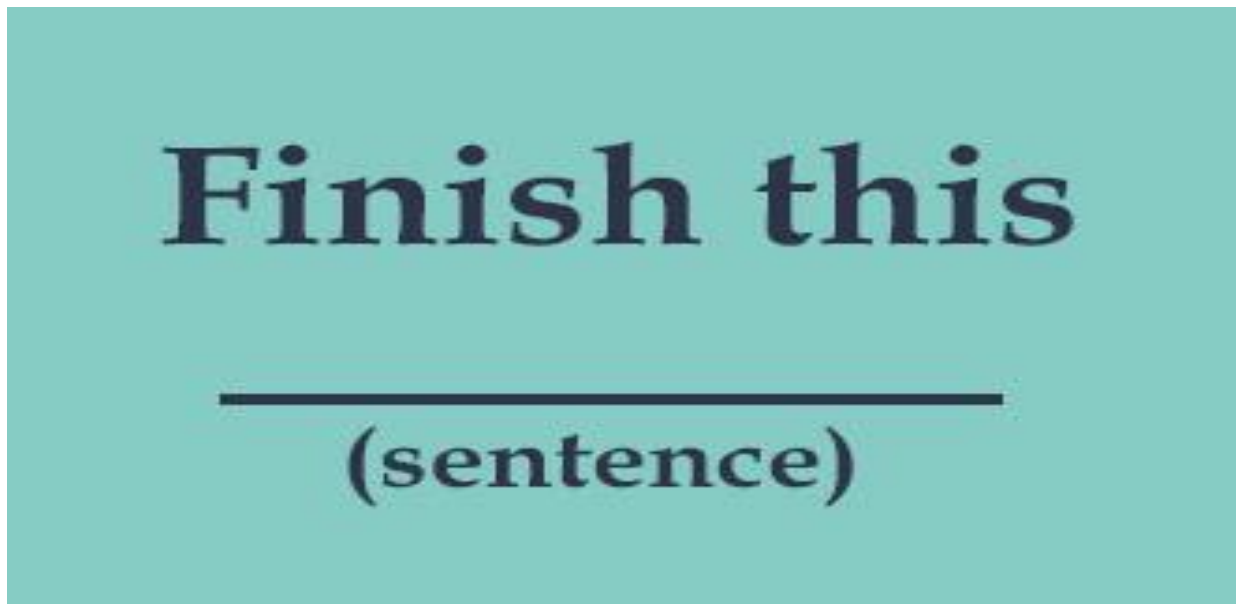
First, the kids went on the swings.
Next, they went on the slide. Then,
they went on the see-saw. Last,
they went on the merry-go-round.

1	2	3	4
---	---	---	---

Copyright © Erin Thomson



Socialization | Finish the Word or Phrase | LF



Option A: Finish the Sentence Videos

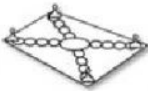
1. Punctuation at the End of a sentence | <https://youtu.be/gWhUnt3Mm4k>
2. Practice Writing Sentences in a fun way | <https://youtu.be/kC-2GfTmhxo>
3. Spacing Between Words | <https://youtu.be/Rma2CK0zfEU>
4. How to Write a Paragraph for Kids | <https://youtu.be/keBFpEdiVVU>


Option B: Build a Sentence Worksheet | LF


Name _____ **Build a Sentence**


Use the words in the word bank to finish each sentence.


gate cake vase rake
tape game cave cage


I can play a _____ 


Did you close the _____? 


The _____ is pretty. 

Put the bird in its _____ 

I like my birthday _____ 


The bear is in the _____ 

Use the _____ to clean! 

Do you see the _____? 

Option C: Fluency Words Worksheet | LF

Name : _____



CVC Fluency



-ad
family



Read the sentences and circle the -ad family word in each column. Circle the correct picture.

She is mad.



She is sad.



That is my dad.



Trace and Write.

dad

pad

☆ Word Bank ☆

- bad
- mad
- dad
- pad
- lad
- sad

© Miss Faleena

Make a sentence from the word bank.



Option D: Word Sentences Worksheet | LF

CVC Word Sentences

Name: _____

Directions: Read each sentence. Draw a line to the picture it matches with.

The log can roll.




We sleep on a cot.



I can jump on the bed.



The sun is shining.




I like to wear a hat.



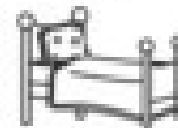
I see two men.



The pig is pink.



We drive in a car.



Option D: Complete Sentence Worksheet | LF



Complete Sentence

Complete the sentences with the matching -at and -an from the box.

can	ran	cat	man	fan
pan	rat	van	bat	mat

1. I cook in a _____.
2. The _____ blew cool air.
3. My pet is a _____.
4. I drive a blue _____.
5. The cat ran after the _____.
6. She _____ across the street.
7. I drink soda from the _____.
8. The cat sleeps in the _____.
9. My dad is a _____.
10. The _____ flies at night.



Option A: Memory Test | YouTube | HF

Share YouTube via Screen Sharing



1. Visual Memory Test | https://youtu.be/9o76FR-k_1M
2. How good is your memory? | <https://youtu.be/Ty0o6xKqOb0>
3. Solve this in 15 Seconds | <https://youtu.be/qvhOGqh3c2c>
4. Only Geniuses are able to find all the differences | https://youtu.be/SPOI3X_p0xl

Option B: Picture Puzzler Worksheet | HF


Picture Puzzler


If you find the correct letter for each clue, you'll spell a word that should make you happy!

1. Find a letter that is in  but not in  _____

2. Find a letter that is in  but not in  _____

3. Find a letter that is in  but not in  _____

4. Find the letter that is in  but not in  _____

5. Find a letter that is in  but not in  _____

Write your letters again here to spell a happy word: _____

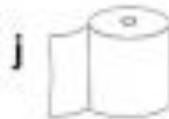
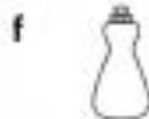
Try to make your own riddle like the one above for *cat*, *dog*, *sun*, or *fish*.

Math Memory Worksheet

Name: _____

Date: _____

1 Colour objects that would roll.



2 What is the time?



o'clock



o'clock



o'clock



o'clock

Option 1D: Find the words that begin with “Fr” Worksheet | HF



Find the Words That Begin With fr?

Find the hidden words. The words are horizontal, vertical, or diagonal.

n	f	r	o	g	f	y	h	s	y	f	f
v	e	u	g	r	f	r	e	e	r	r	v
r	n	z	o	b	a	n	e	o	f	g	
u	c	n	o	f	k	f	s	w	g	r	t
s	t	r	r	r	t	h	n	f	m	a	k
f	s	o	o	i	f	n	d	r	w	m	u
r	m	f	r	e	s	h	q	y	v	e	z
u	y	a	i	s	f	r	e	n	c	h	x
i	f	r	e	t	k	f	r	o	s	t	r
t	h	o	e	s	w	f	r	i	e	n	d

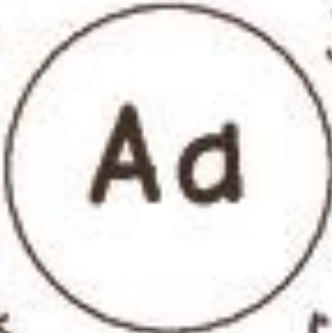
- | | | | |
|-----------|-----------|-----------|-----------|
| 1. frost | 5. fresh | 9. fresh | 13. fret |
| 2. french | 6. frog | 10. fry | 14. fries |
| 3. free | 7. frozen | 11. from | 15. fruit |
| 4. friend | 8. front | 12. frown | 16. frame |

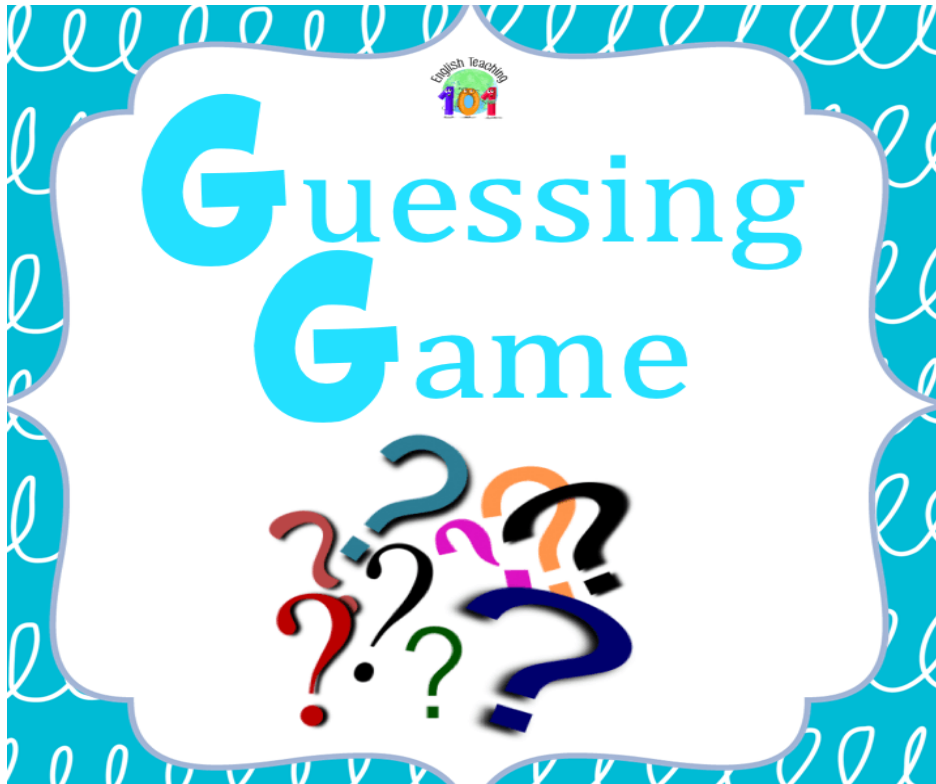
Option 1E: Letter Detective Worksheet | HF

Name: _____

Letter Detective

B t s Y a U j k L d s p A d g r l
a f m n w A p F s d w t l i o R
X r A U t r W n v C l W a r I q
j i u l a e v B a W A k e R n y i
l I u x s D j a r s L a
W o p m V y s t A l x
a z x A j s w l I H l
j T u k o f a l s r e
l t a t l s k r A b h G o
L p o k j A q r a t G v b f C m
I U k l a n r d A g t w f r S t j
M b A k u Y a l O s w e R T j l
A Q e r g a h R t B n L s A m i
u d S r p T s m N b c a C r D b
P a r d X j o A m t X w R a f o





Option 2A Guessing Games | YouTube

Share YouTube via Screen Sharing

1. Can you guess the job by Emojis | <https://youtu.be/wipXsbFTX-U>
2. Can you find the hidden animals? | https://youtu.be/4q_ORJmHKgQ
3. 7 optical illusions that will put your brain to work | https://youtu.be/dF_uAuSFj10
4. What number do you see? | <https://youtu.be/Mnl5Cd38JYU>

Option 2B: Mystery Student Worksheet | HF

Mystery Student

Each student in the class fills out a sheet. The sheets are then shuffled and distributed. Students try to find out which student they have.

























Guess Who I Am:

1. There are _____ people in my family.
2. My favorite TV show is _____
3. My Mom's name is _____
4. This summer I _____
5. My best subject is _____
6. The subject I don't like much is _____
7. People think I'm _____
8. The favorite thing to do is _____
9. My friend's name is _____
10. I really wish _____
11. School is _____

© <http://www.workbooks.com>

Option 2C: Guess Who Worksheet | HF

Guess Who?

 SAM	 JOE	 PAUL	 GEORGE	 PHILIP	 CLAIRE	 ANITA	 ALFRED
 SUSAN	 RICHARD	 MIKE	 MAX	 HERMAN	 DAVID	 BERNARD	 ALEX
 TOM	 ROBERT	 PETER	 MARY	 BILL	 ERIC	 CHARLES	 ANNE

1. Read and guess.

<div style="border: 1px solid black; padding: 5px; margin-bottom: 5px;">1. She's got long, straight, white hair. She's got a big mouth.</div> <div style="border: 1px solid black; width: 60px; height: 60px; margin-left: auto; margin-right: auto;"></div>	<div style="border: 1px solid black; padding: 5px; margin-bottom: 5px;">5. He's got short, white hair. He's got blue eyes. He hasn't got glasses.</div> <div style="border: 1px solid black; width: 60px; height: 60px; margin-left: auto; margin-right: auto;"></div>
<div style="border: 1px solid black; padding: 5px; margin-bottom: 5px;">2. He's got short, curly, blond hair. He's got glasses.</div> <div style="border: 1px solid black; width: 60px; height: 60px; margin-left: auto; margin-right: auto;"></div>	<div style="border: 1px solid black; padding: 5px; margin-bottom: 5px;">6. She's got long, straight blond hair. She's got blue eyes.</div> <div style="border: 1px solid black; width: 60px; height: 60px; margin-left: auto; margin-right: auto;"></div>
<div style="border: 1px solid black; padding: 5px; margin-bottom: 5px;">3. He's got short, dark hair. He's got a moustache and a small nose.</div> <div style="border: 1px solid black; width: 60px; height: 60px; margin-left: auto; margin-right: auto;"></div>	<div style="border: 1px solid black; padding: 5px; margin-bottom: 5px;">7. He's got short, curly, dark hair. He's got a beard.</div> <div style="border: 1px solid black; width: 60px; height: 60px; margin-left: auto; margin-right: auto;"></div>
<div style="border: 1px solid black; padding: 5px; margin-bottom: 5px;">4. She's got short, curly, dark hair. She's got brown eyes.</div> <div style="border: 1px solid black; width: 60px; height: 60px; margin-left: auto; margin-right: auto;"></div>	<div style="border: 1px solid black; padding: 5px; margin-bottom: 5px;">8. He hasn't got hair. He hasn't got glasses. He's got a beard and a moustache.</div> <div style="border: 1px solid black; width: 60px; height: 60px; margin-left: auto; margin-right: auto;"></div>

Option 2D Guess Who Worksheet | HF

GUESS WHO

Complete with the correct name:



Hello!! My name is **Anne**. I have short and Brown hair and I am wearing a blue skirt, a red and blue t-shirt and red and White shoes.

Hello there! My name is **Eric**. My favourite colours are blue and red. For this reason, I am wearing red shorts and a blue t-shirt. My shoes are blue too.

Hello everyone! My name is **Adam**. I have got short, black and curly hair and I am wearing a green t-shirt and trousers.

Hi!! My name is **Helen**. I have got short, black and staright hair. I am wearing a red and yellow hat. Do you know who I am?

Hello Friends! My name is **Erika**. I have got short hair and I am wearing shorts and a striped t-shirt

Hello there!!! My name is **Lucas**. I have got short and blond hair. I am wearing trousers and blue shoes.

Match the sentences:

Me gustan los sombreros

A ella no le gustan las faldas

¿A ellos les gustan los pantalones cortos?

A ti no te gustan los vestidos

Do They like shorts?

You don't like dresses

I like hats

She doesn't like skirts

Option 2E: What's my number worksheet | HF



What's my number?

Read each clue and follow the math to find the answer.

Hint: try reading the clue backward.

1. Add 9 to me. Then multiply by 3. If you subtract 16 and then add 7, you get 27. What number am I?

2. Add 5 to me. Then divide by 7. If you add 12 and then subtract 7, you get 10. What number am I?

3. Multiply me by 4. Then subtract 13. If you divide me by 3 and add 17, you get 22. What number am I?

4. Subtract 6 from me. Then multiply by 2. If you subtract 40 and then divide by 4, you get 8. What number am I?

Socialization | What happens next? | HF



Option 3A: What happens next Videos

Instructions: Screensharing for YouTube.

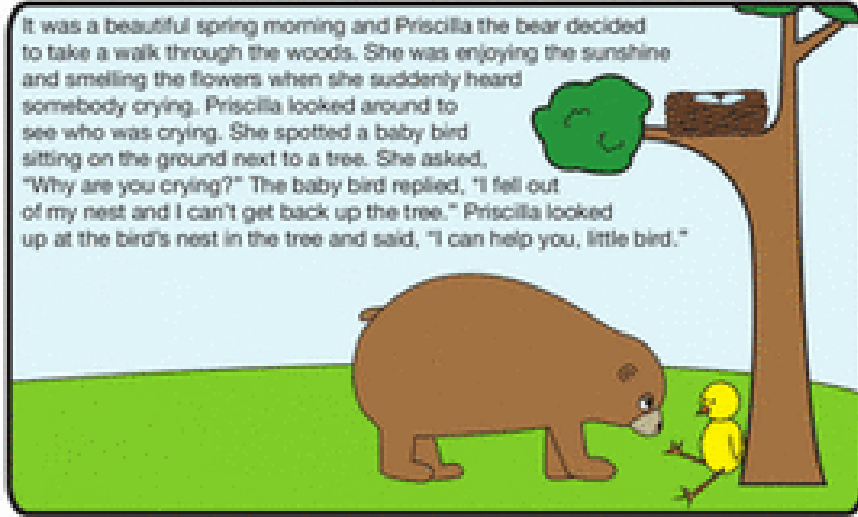
1. What will happen in the next 5 seconds | <https://youtu.be/T-Pfvxxss7o>
2. This is what will happen in the next 100 Trillion Years | <https://youtu.be/-wd0AYx8j0U>
3. What could go wrong? | <https://youtu.be/oUOfgiBbjVg>
4. Can you guess the Ice-cream flavor from Emojis | <https://youtu.be/1OT5MZICJrw>

Option 3: And then what happened? | HF

And Then What Happened?

Read the story and predict what happens next!

It was a beautiful spring morning and Priscilla the bear decided to take a walk through the woods. She was enjoying the sunshine and smelling the flowers when she suddenly heard somebody crying. Priscilla looked around to see who was crying. She spotted a baby bird sitting on the ground next to a tree. She asked, "Why are you crying?" The baby bird replied, "I fell out of my nest and I can't get back up the tree." Priscilla looked up at the bird's nest in the tree and said, "I can help you, little bird."



What do you think happened next? Write the end of the story here.

What do you think Priscilla was thinking when she heard the baby bird crying?

How do you think the baby bird felt when he fell out of the nest?

Option 3C: Making Predictions Worksheet | HF

Reading Comprehension

Making Predictions

Name: _____ Date: _____



A prediction is a guess about what will happen next in a story. You can use pictures or text clues to help you make your predictions.

Directions: Read the paragraph and answer the questions correctly.

Toby has a hole in his pocket. His mother gave him money to buy his lunch at school. Toby put the money in his pocket. Then he walked to the school bus stop.



1. What do you think will happen at lunchtime?

2. Why do you think that will happen?

3. If you were Toby, what would you do? Write your answer.

Option 3E: Making Predictions Worksheet | HF

Name : _____



MAKING PREDICTIONS

Read the sentences. Write and draw what you think what happen next.

Peter was in the school Gymnasium. He was standing on the balance beam. He took a few steps and lost his balance. _____

Let's draw!

A large empty rectangular box with a black border, intended for drawing. It is positioned below the text 'Let's draw!'.

Socialization | Guess the Word | HF















Option 4A: Guess the Word | YouTube | HF

1. Guess the Word Challenge | <https://youtu.be/dt3iFjD-xfl>
2. Guess the word by Emoji | <https://youtu.be/XHa18ihZVyc>
3. Guess the Country by Emoji | <https://youtu.be/OB4MYj-YhDg>
4. Guess the Fruit by Emoji | <https://youtu.be/40K3CWIRJt4>

Option 4B: Pick the Blend Worksheet

Name _____

PICK THE BLEND

 <input type="checkbox"/> ab	 <input type="checkbox"/> ee
 <input type="checkbox"/> ush	 <input type="checkbox"/> og
 <input type="checkbox"/> op	 <input type="checkbox"/> apes
 <input type="checkbox"/> actor	 <input type="checkbox"/> idge
 <input type="checkbox"/> idge	 <input type="checkbox"/> ess
 <input type="checkbox"/> ass	 <input type="checkbox"/> own

br	cr	dr	fr	gr	tr
					
br	cr	dr	fr	gr	tr


Option 4C: Pick the Blend Worksheet


Name: _____





PICK THE BLEND?


br or bl


 ade

 ain


 ead


 ock


 ick


 ow


cr or cl


 ip

 ab

 ack

 ock

 own

 ean

Option 4D: Pick the Blend Worksheet

Pick the Blend

Chose the correct blend and drag to complete the word.

fr cr dr br tr



_____ee



_____uit



_____um



_____ab



_____oom


fr cr dr br tr



_____ess



_____ead



_____og



_____uck



_____ayon

Option 4D: How does it taste Worksheet

How does it taste?

Write three foods under each taste.

Spicy

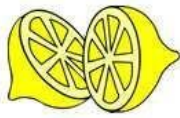
Sweet

Sour

Bitter

Salty

_____	_____	_____	_____	_____
_____	_____	_____	_____	_____
_____	_____	_____	_____	_____



Lemons



Cake



Peppers



Crackers



Hot Sauce



French Fries



Candy




Medicine



Coffee



Ice Cream



Cheese



Kimchi



Salad



Lemonade



Green Apples

MAKING CONVERSATION

How would you respond to keep the conversation going?

You won't believe the kind of day that I'm having!

I'm really not looking forward to tomorrow.

It sure is a real nice day outside!

I feel like everyone is ignoring me today.

I can't wait to go to the movies this weekend!

You look like you're sad. Are you doing OK?



Phone / FaceTime Questions | Socialization Questions | LF & HF

<p>WHAT COMES NEXT? Friend: My birthday is tomorrow. You: _____</p>	<p>WHAT COMES NEXT? Friend: My family just got a dog! You: _____</p>
<p>WHAT COMES NEXT? Friend: I'm nervous about the spelling test today. You: _____</p>	<p>WHAT COMES NEXT? Friend: I got a good grade! You: _____</p>
<p>WHAT COMES NEXT? Friend: Your shoes are really cool! You: _____</p>	<p>WHAT COMES NEXT? Friend: What's your favorite game? You: _____</p>
<p>WHAT COMES NEXT? Friend: It's nice to meet you! You: _____</p>	<p>WHAT COMES NEXT? Friend: I really like pizza! You: _____</p>
<p>WHAT COMES NEXT? Friend: I don't have anyone to play with at recess. You: _____</p>	<p>WHAT COMES NEXT? Friend: I'm sorry I bumped you. You: _____</p>

Phone / FaceTime Questions | LF & HF

About Me This Year

My signature:

My favorite food:

Foods I'd rather avoid:

My favorite things to learn:

My favorite color:

My best friends are:

My favorite games to play:

When I have free time I like to:

My favorite books:

My favorite movies or television shows:

My favorite holiday:

Things I do well:

Things I need to practice more:

My favorite place to go:

My favorite family activities:

My favorite thing about home:

My favorite thing to do outside:

My favorite chore:

My least favorite chore:

My favorite song:

What I want to be when I grow up:

A place I want to visit:

My favorite part of last year:

Something sad that happened last year:

When I get up in the morning I like to:

My favorite part of each day:

My favorite holiday:

My favorite drink:

My favorite sport or activity to play:

Something new I'd like to learn this year:

Date: